

# FLASH



DECEMBER 2021


[WWW.PRETORIAPHOTOGRAPHIC.CO.ZA](http://WWW.PRETORIAPHOTOGRAPHIC.CO.ZA)



Perfect Pose  
Alta Oosthuizen



Ring  
Nickie Wolmarans



Thorn of Africa  
Joan Fouché



# PRETORIA PHOTOGRAPHIC SOCIETY

[www.pretoriaphotographic.co.za](http://www.pretoriaphotographic.co.za)

PO Box 73056, Lynnwood Ridge, 0040

Photo-Vault-Online Entries

[www.photovaultonline.com](http://www.photovaultonline.com)

## COMMITTEE MEMBERS

President/Formal Meetings/Public Relations	Pine Pienaar	president@pretoriaphotographic.co.za pienaar459@gmail.com	076 833 6613
Vice President/Internal Liaison/ New Members	Rudi Pothas	rjhpothas@gmail.com	082 516 9215
Past President	Thelma vd Schyff	thelma@aeternoplanning.com	082 784 0393
Informal Meetings / Photo Café	John Tapuch	john@ecofab.co.za	083 653 2438
Competition Secretary	Alta Oosthuizen	mossie@timco.co.za	082 787 7081
Finances/Membership	Frans Mohr	pps.finances@gmail.com	083 227 8676
Website / Social Media	Chantelle Janse van Rensburg	atlantiskinda@hotmail.com	082 696 6140
Photovault Team/ TOP	Tony Roberts	pvo@pretoriaphotographic.co.za	082 551 5641
Outings/Workshops	Giuseppe Carbonatto	outings@pretoriaphotographic.co.za	082 332 5748
e-Flash Editor	Joan Fouché	joan.fotracon@gmail.com	082 410 7678
Secretarial Support	Brigitte Hansen	ppsannouncements@gmail.com	082 349 0616
Refreshments	Diana van de Wiel	eswdiana@gmail.com	083 527 8237

ORGANISATION	WEB-SITE LINK
International Salon listing	<a href="http://webplaza.pt.lu/public/suyswill/2010.htm">http://webplaza.pt.lu/public/suyswill/2010.htm</a>
Salon Manager ( for salon entries)	<a href="http://www.salonmanager.co.za">www.salonmanager.co.za</a>
Steve's Digicams ( Reviews)	<a href="http://www.steves-digicams.com">www.steves-digicams.com</a>
Digital photography review	<a href="http://www.dpreview.com">www.dpreview.com</a>
PhotoRadar ( What Digital Camera magazine)	<a href="http://www.photoradar.com">www.photoradar.com</a>
Photoanswers ( Practical Photography)	<a href="http://www.photoanswers.co.uk">www.photoanswers.co.uk</a>



PPS is affiliated with PSSA



INDEX	page
MEMBER'S NEWS	3
WHAT'S HAPPENING	3
PROMOTIONS	3
END OF YEAR CATEGORIES	4
2022 SET SUBJECTS	5
SERVICE TO THE CLUB	5
ENTRIES FOR CLUB COMPETITONS	6
NATIONAL SALON DATES	6
SALON ACCEPTANCES	7
OUTINGS 2021	8
OUTDOOR PHOTO ADVERTISEMENT	9
PRESIDENT'S PAGE- Tony Roberts	10
PSSA - ABC of Photography	11
PHOTOGRAPHS: Year-end function 2021	17
ARTICLE: What are photography overlays?	24
Creative Mirror Photography ideas	28
PPS BIRTHDAY LIST	30

## NEW MEMBERS

**Rudi Pothas our Vice President is the contact for answers on new membership and the workings of the Pretoria Photographic Society**  
[rjhpothas@gmail.com](mailto:rjhpothas@gmail.com)  
**As per usual, the annual subscription fees are reduced by half for members who join after January.**

## WHAT'S HAPPENING

<b>4 January 2022</b> <b>No meeting</b>	Photo Café
<b>18 January 2022</b> <b>Hybrid meeting</b>	Hybrid meeting for Year End Function @ NG Church Lynwood Sussex Avenue 19H00
Judges: End of Year 2021	Geoff Feldon, Kwazulu-Natal Shane Els , Benoni Corine Ross, Krugersdorp



## PROMOTIONS

PLEASE REMEMBER when you receive a promotion to update the Star Level on PhotovaultOnline before your next entry. These levels should just be a single digit: 1, 2, 3, 4, 5.

### KNOWING YOUR STATUS IN STAR RATING

Photovault can now generate this information. Please verify your rating to ensure that Photovault is correct. We have had some teething problems. Contact Alta if in doubt. ([mossie@timco.co.za](mailto:mossie@timco.co.za))

## END OF YEAR COMPETITION 2022

November	End of year competition	Categories:	
		1. Best Beginner	Images shall have been entered in the 1-star section during the year.
		2. Landscapes	Outdoors scenes, land, sea, urban and cityscapes. Changing elements of the scene is not allowed.
		3. Visual Art Photography	Achieving an artistic effect through application of creative techniques.
		4. Nature	Living, natural organisms (undomesticated) in their natural habitats. Plants and animals included. Excluded scenic/ landscapes/ cityscapes. No manipulation.
		5. Macro and Floral	Includes both macro and floral (flowers in their natural state or under controlled conditions and not to include any landscape)
		6. Photojournalism	Newsworthy, story-telling pictures including sport. Images may not be manipulated
		7. Portraits	Includes both Animal and Human portraits. May be manipulated.
		8. Pictorial	Open category. It includes Architecture.
		9. Best of the Year	All category winners will compete automatically
		10. Monochrome	Monochrome as per PSSA Standard. This may not be the same as an image in any other category, except Most Versatile.
		11. Most Versatile	Entrants shall submit a panel of five (5) images each selected from five (5) different categories. These may include images entered for other awards.
		12. Most Golds and COM's	Per Stream (Winner of the Points Log accumulated through the year in terms of competition rules)
		13. Article for e-flash	Most articles written for the e-Flash
		14. Photo Essay	The best photo essay entered in the competition

SET SUBJECTS 2022		
January		<b>Looking up.</b> An image of what you would see, as if looking up at it.
February		<b>Using a mirror(s) creatively.</b> An image where the reflection in a mirror(s) is clearly visible. When looking at the image the word “mirror” must immediately come to mind!!
March		<b>Double exposure.</b> A creative image where double exposure was used. A combination of more than one image must be prominent. It can either be achieved in-camera or in post processing.
April		<b>Minimalistic landscapes.</b> A landscape scene with minimalism and simplicity as the main features.
May		<b>Water droplets.</b> Water droplets must be the prominent feature of the image. Natural or in-studio.
June		<b>Panorama.</b> An image with horizontally elongated fields of view. A field of view approximating or greater than that of the human eye.
July		<b>Serenity: simple, soft, shallow depth of field.</b> Any image with very shallow depth of field and soft colours, creating a calming effect on the viewer.
August		<b>Textures.</b> Textures must be the main feature of the image. When looking at the image you should be able to imagine how the image will feel like when you touch it!!
September		<b>Macro.</b> A zoomed-in shot of any object, plant, insect, etc., or part of it.
October		<b>Clouds.</b> An image where clouds are the main focal point.
November		<b>Year-end competition.</b>

SERVICE TO THE CLUB:	
You can serve the club by providing two or more of the services listed below throughout the year. Remember you must provide <b>regular</b> service to the club for it to qualify.	
<b>List of services:</b> <ul style="list-style-type: none"> <li>Judging at the monthly competitions.</li> <li>Writing articles for the e-Flash.</li> <li>Writing tutorials for the e-Flash.</li> <li>Assisting with / hosting outings.</li> <li>Assisting with / hosting workshops.</li> <li>Assisting with / hosting tutorials.</li> </ul>	<ul style="list-style-type: none"> <li>Providing snacks and refreshments for informal meetings.</li> <li>Organising a speaker or speaking yourself for either the informal or formal meetings.</li> <li>Photographing the year-end function.</li> </ul>

MONTHLY ENTRIES FOR CLUB COMPETITIONS:
<p><b>Dear PPS club members</b></p> <p>When entering your photos for the formal evenings, could you please do the following:  For your extra entries (workshop/outing/resubmission) mark your entries as such:</p> <p><b>Outing:</b>  Newtown_<b>O</b></p> <p><b>Workshop:</b>  Model in a red dress_<b>W</b></p> <p><b>Resubmission:</b>  Sunset over the dam_<b>RS</b></p>

<b>NATIONAL SALON DATES 2021</b>	
Miroc International Circuit - Edenvale	9 January 2022
2 <sup>nd</sup> Bethal National PDI Salon	22 January 2022
Boksburg camera Club National PDI Salon	29 January 2022
Holland International Image Circuit	30 January 2022
PECC International Audio Visual Festival	2 February 2022
Eden National Digital Salon	12 February 2022
Cape Town Photographic Society National PDI & Print Salon	19 February 2022
5 <sup>th</sup> Rustenburg National Digital Salon	5 March 2022
Ermelo Fotoklub 3 <sup>rd</sup> Nasionale Salon	19 March 2022
5 <sup>th</sup> Nelspruit Digital Salon	2 April 2022
Edenvale Photo Club National Digital Salon	23 April 2022
PSSA International Salon of Photography	30 April 2022
Randburg National Digital Salon	14 May 2022
Visit <a href="http://www.pssa.co.za">www.pssa.co.za</a> for more information and entry forms.	

All salon results administered by Photovault are registered automatically by the system. Please ensure correctness of your details in Photovault regularly. Those salons, not using Photovault still need to be captured manually. Contact Alta if there are any discrepancies, at ([mossie@timco.co.za](mailto:mossie@timco.co.za))

We would like to motivate all members to take part in the PSSA salon and international scene where possible. Advancement from 3-star and 4-star require a number of salon acceptances. The salon acceptances that are used to calculate promotions have a cut-off date 14 days before the meeting, to allow the competition secretary to update files. Acceptances after this date will be taken into account the next month.

### **NOTICE REGARDING SALON ACCEPTANCES**

We have had a number of queries about missing Salon Acceptances in Photovault. This is how it works:

Once a LOCAL salon is complete AND the administrator releases the results, then the results become available for us to upload. We do this just before each meeting.

The release by administrators can take a while. International salons and special competitions are NOT available.

As has always been the case, the authoritative list of salon acceptances is with the competition secretary, Alta Oosthuizen, and all results must be sent to her.

From her records, we update only the NUMBER of acceptances from these other competitions from time to time, particularly as members approach promotion.

So please treat the results in PVO as only part of your success, sometimes with a lag in showing local salon results.

## SALON ACCEPTANCES

### **Evelyn Gibson**

#### **8<sup>th</sup> Swartland National Salon**

Reaching for my catch (COM)  
I have toothache  
Lioness Stroll  
Architecture Grandeur in Mono

### **Alta Oosthuizen**

#### **8<sup>th</sup> Swartland National Salon**

A Jummy Worm  
Ear Scratching  
Sunrise with a little magic (COM)  
Magical de Kelders sunset  
The grip of death  
A splash of pink and blue (COM)  
Fencing Motion (COM)  
Round shapes

#### **Kumanovo International Salon**

Slow speed luncing  
Nature's art in mono  
African Giant's  
Tied up

#### **Venetus International Circuit**

Ready for the catch (COM and 2acc)  
Running like the Road Runner (COM and 2acc)  
Avoid (2acc)  
Take off with my meal  
Fighting forward (2acc)

#### **YPS International Salon**

Fencing stretch  
Sometimes this is needed  
A wormy meal  
Breakfast is served  
I love my Mommy  
Travel to Eilean  
We for you South Africa

#### **Ferula International Salon**

I know something you don't  
Terrified

### **Light and Shade 3<sup>rd</sup> International Salon**

Elements in the sands of time  
Sunrise with a little magic  
Running like a road runner  
Long forgotten castle  
Eileen reflection

#### **AAP Exhibition Pink Bird 2021**

We for you South Africa  
Bridge at night  
Not getting away (COM)  
Feed me Mommy  
Move a little

#### **5<sup>th</sup> Paarl National Salon**

Under my hat (PSSA Silver Medal)  
Smoke break (COM)  
Our little secret  
Sun kisses  
Dark flow down stream  
Colour sword fencing  
Fencing motion (Runner up medal)  
Walk along the forest path  
I see myself clearly

#### **Olympic International Circuit 2021**

Lines of a lady (x2)  
Selective muscle light  
Under my hat (x2)  
Magical de Kelders sunset (x2)  
Here comes the sun  
Violent Passion



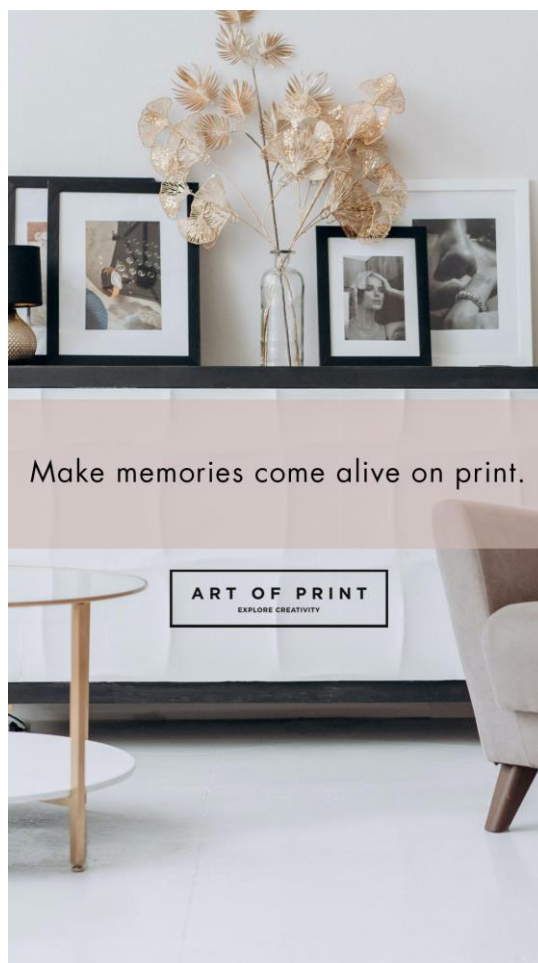
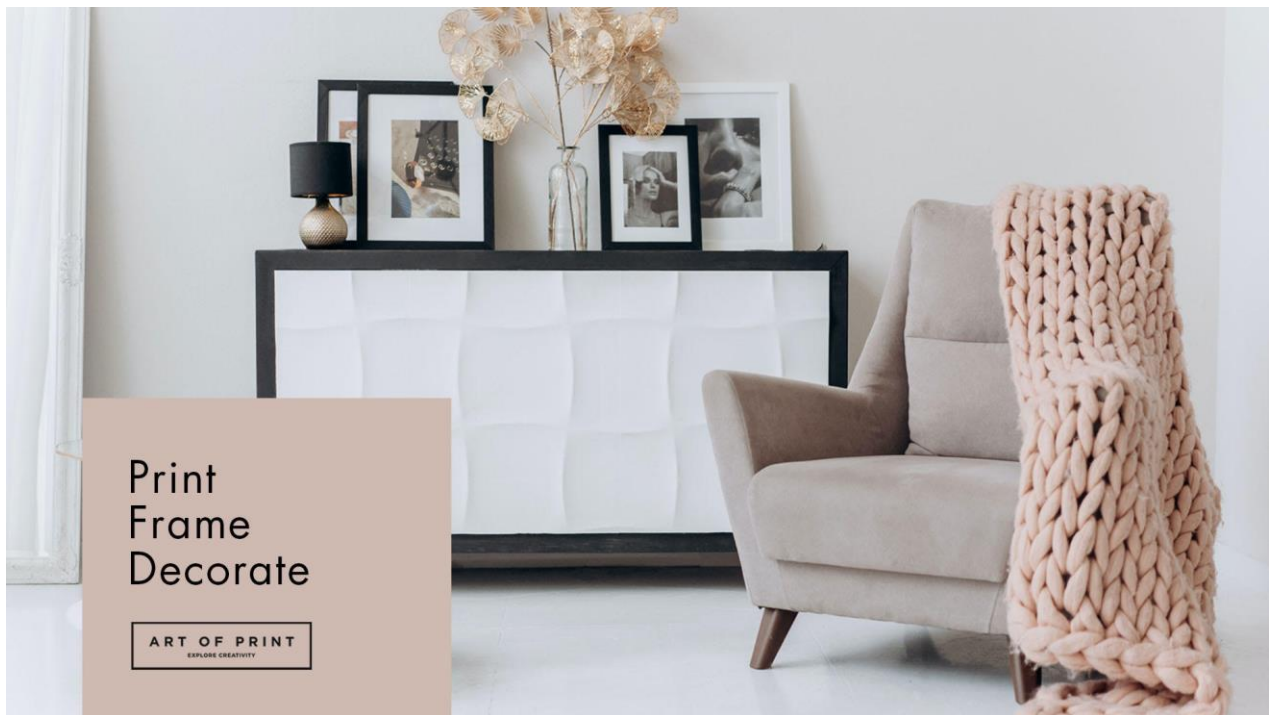


## Outings for 2021 & 2022:

	Proposed Date		Where
1.	6 March 2021	The National Museum of Military History	Johannesburg
2.	3 April 2021	Moreleta Kloof Nature Reserve	Pretoria
3.	8 May 2021	Maropeng and Sterkfontein Caves	Krugersdorp
4.	12 June 2021	Aloe Farm	Brits
5.	10 July 2021	Cancelled due to Covid Lockdown	
6.	9 Aug or 24 Sept TBC	Pretoria Farmers Market	Silverton, Pretoria
7.	9 Aug or 24 Sept TBC	Weekend outing: Magoebaskloof	Magoebaskloof
8.	9 Oct 2021	Ludwig's Roses - I would suggest we do this in Spring (rose Flowering time)	North of Pretoria
9.	6 Nov 2021	Jan Cilliers Nature Reserve	Groenkloof
10.	5 Feb 2022	Motocross event	Jhb



## Outdoor Photo:



Contact Nr: (012) 348 3693/ [www.outdoorphoto.co.za](http://www.outdoorphoto.co.za)

# President's Page – Pine Pienaar

When approaching the end of 2021 I wish to commend our PPS Committee members and their assistants for their dedication towards the successful delivery of all our activities during the past year. They are responsible for the crucial tasks required to facilitate the effective functioning of our club: communication with members, projection of images, maintenance of the Photo Vault portal, acquiring of the monthly competition judges, publication of e-Flash, maintenance of the PPS Website and the social media platforms, organising the monthly events, catering, financial management, etc. Thanks to all of you, without your efforts the functioning of our club would not have been possible.

Thanks to the members of our club and those from outside who performed as judges during our monthly competitions. Thanks to members and guests who have made presentations on various relevant topics at our Photo Cafe evenings

May all our members experience a peaceful and joyous festive season. May you all be invigorated during this time and be enabled to tackle the next year with new hope and fresh energy! May you all be inspired to actively participate in our PPS activities during the coming year. Be creative and push your luck at the competitions!

This edition of e-Flash is dedicated to the winners of our End of the Year Competition and to celebrate along with them their photographic achievements of the past year. Thanks to Brendan Hohls for taking the photos at the function.

Keep well and see you next year!

Pine





B

Z

Membership of PSSA gains you discounts in salons and congresses

# Year End Function 2021:

*Mask up one last time for 2021!*

*You are invited to celebrate the end of  
another  
colourful  
photographic year!*

*Date: 16 November 2021*

*Time: 18:30 for 19:00*

*Place: Lynnwood NG Church, Sussex  
Avenue, Lynnwood*

*Cost: R 100 per person, payable in  
advance or at the door*

*Or*

*Join us online via Zoom and cater your  
favourites for yourself*

*If you are attending in person please  
RSVP your spot by 22 October 2021 at  
[ppsannouncements@gmail.com](mailto:ppsannouncements@gmail.com)*

*Partners are welcome!*





## Winners of categories - Landscapes:



## Visual Art:



## Nature:



## Macro and Floral:



## Photojournalism:



## Portraits:



## Pictorial:



## Monochrome:



## Most Versatile:



## Articles for e-Flash:



## Best of the Year:



## President's award:



Alta Oosthuizen - President's Award 2021



Evelyn Gibson – Past winner of President's Award



Brendan Hohls – Past winner of President's Award



Anne Roberts – Past winner of President's Award



Rudi Pothas – Past winner of President's Award



Tony Roberts – Past winner of President's Award



Alta Oosthuizen – Bertus de Jongh Honours – Pied Kingfisher panel



Evelyn Gibson – Bertus de Jong Honours - Pied Kingfisher panel



Tony Roberts – Bertus de Jongh Trophy for Leadership and Impact presented by Lida de Jongh



# Article:

## WHAT ARE PHOTOGRAPHY OVERLAYS?

Overlays are an image, an element or a texture that is added, by nature, on top of an existing image, most often done in Adobe Photoshop.

They allow digital photographers to drag and drop a “secret sauce” onto their images to produce effects that may otherwise have been impossible.



You no longer need to watch the forecast for that fluffy, white snow day, or wait for the “*the golden hour*” to create the perfect image. By adding the overlays, you can “build” your image to suit the desired effects you’re looking for.

## WHY USE OVERLAYS?

There’s a creative overlay for every single look or feel that you desire to take your image to the next level, no matter what style or type of photography you’re in.

In post-production of an image these overlays enhance the look and feel of the photo during post-production to add just about any desired effect including some of the most popular overlays which are smoke, water, or dust.

Use overlays to rescue a photo that isn’t working how you want it to, or *take it from unusable to a successful image*.

## HOW DO YOU MAKE PROFESSIONAL OVERLAYS?

Professional overlays are made by photographing real-life textures or elements such as smoke, snow, haze, carpet, the sun or concrete.

Textural overlays can be made by scanning an object like a baking sheet or piece of fabric. They can also be created from scratch in Photoshop.

## HOW DO YOU APPLY AND USE OVERLAYS IN PHOTOSHOP?

Overlays are saved as standard .jpg files so that they can be uploaded on top of an image that you want to enhance.

**Here are basic instructions on how to install an overlay:**

1. Open the file of an image you want to enhance in Photoshop
2. Drag your overlay file directly onto the image
3. Change the Blend Mode of the overlay layer from “*normal*” to “*screen*”. This will allow you to see your image with the overlay on it.
4. Transform, rotate, or move the overlay to your liking and then press enter/return to place the overlay.
5. Experiment with colour, contrast, and other adjustments to the overlay. Then experiment with using multiple overlays on more of your own images!

## WHERE CAN I FIND OVERLAYS?

Are you just getting started with Overlays? You don't need to create your own elements or textures to start using overlays. Try a simple Google search and you'll learn that they are everywhere.

**The most popular types of Overlays include:** sky, stars, cloud, bubbles, leaves, flare, haze, bubbles, sunlight, bokeh, confetti, rain, smoke, dust, glitter, fog, smoke, fire, sparks/sparkler.



However, the problem with most free overlays is that they are not designed for large, high-resolution images. You'll also want to check for copyright and usage permissions. Overlays that are not a decent size and high resolution will not show well for your clients.

In addition, some sites require you to backlink to them when using their examples, while other sites allow you to use their overlays for personal but not commercial use (which means you can't sell your work – what fun is that?)

That said, we have some great news for you! **No need to spend a ton of time searching for free overlays!**

Start with these 3 FREE overlays from RGG EDU to practice with.

## WHAT ARE SOME ADVANCED OVERLAY TECHNIQUES?

**Organize Your Workflow:** Once you find the overlays you're looking for, we suggest organizing them into folders. This way, you'll no longer search for or create overlays from scratch. Once organized, you may easily drag and drop from a folder. This will speed up your workflow and save time. Instructions on how to do this is included for our individual overlays.

**Start Blending!** Once you've got your feet wet and your comfortable using overlays this is when the real creative process begins! You'll soon discover yourself using several at a time in each image as your style develops!

***Will one size fit all?*** Will I need more than one set of overlays, or will I need different packs from similar artists? This is hard to say, but there's so many to choose from now, it will be completely up to your taste!

That's it, now get to work! Stretch it, rotate it, choose transparency with opacity slider, use the eraser or create a layer mask to thin out or remove sections of the overlay, try a few layer blend modes, add the same texture multiple times with different hues.... and remember, have fun!

Finally, we'd love to see what you create! Send us your favourite images using your overlays and post them in our exclusive PRO EDU Community group on Facebook.



## Creative mirror photography ideas:





## PPS Birthday list:

January	February
Marianne Ver Loren van Themaat 1	Vanessa Price 6
Judy Hardy 18	Gurling Bothma 18
Gerrit van Rooyen 19	
Barbara Dannenhauer 19	
March	April
Rudi Pothas 13	
Linda Martin 22	
Melinda Wheeler 25	
May	June
Detlef Basel 23	Joan Fouché 16
Frans Fouché 30	Terry Meyer 22
	Marius Coetzee 30
July	August
Diana van de Wiel 4	Evelyn Gibson 2
Johan Ver Loren van Themaat 21	Tony Roberts 6
Oscar Abramovitz 30 (Born1930)	Deanne Daniel 7
Alta Oosthuizen 31	Almari Coetzee 17
	Riana Liebenberg 16
	Bill Zurich 16
	Ann Roberts 23
	Brigitte Hansen 25
	Bibi Andrews 27
September	October
Louwtjie Meyer 10	John Tapuch 1
Pauline van der Spuy 30	Ken van Wyk 5
	Thelma van der Schyff 8
	Erwin Prozesky 9
	Chantelle J v Rensburg 24
November	December
Johan Hosten 9	Brendan Hohls 1
Frans Mohr 21	Giuseppe Carbonatto 1
	Hendrik Grobbelaar 24
	Pine Pienaar 26
	Marlene Birkholtz 31

Please send your date of birth to Joan Fouché if your name is not on the list.