


# e FLASH




SEPTEMBER 2022

[WWW.PRETORIAPHOTOGRAPHIC.CO.ZA](http://WWW.PRETORIAPHOTOGRAPHIC.CO.ZA)



Buffelsbay sunset  
Pine Pienaar



Sunrise silhouette  
Giel du Toit



## PRETORIA PHOTOGRAPHIC SOCIETY

[www.pretoriaphotographic.co.za](http://www.pretoriaphotographic.co.za)

PO Box 73056, Lynnwood Ridge, 0040

Photo-Vault-Online Entries

[www.photovaultonline.com](http://www.photovaultonline.com)

### COMMITTEE MEMBERS

President/Formal Meetings/Public Relations	Pine Pienaar	president@pretoriaphotographic.co.za pienaar459@gmail.com	076 833 6613
Vice President/Internal Liaison/ New Members	Rudi Pothas	rjhpothas@gmail.com	082 516 9215
Past President Outings	Thelma vd Schyff	thelma@aeternoplanning.com	082 784 0393
Informal Meetings/ Photo Café	John Tapuch	john@ecofab.co.za	083 653 2438
General Secretary Competition Secretary	Sonja de Klerk	ppsannouncements@gmail.com sonsdeklerk@gmail.com	082 778 9249
Treasurer Finances/Membership	Frans Mohr	pps.finances@gmail.com f-mohr@iafrica.com	083 227 8676
Website / Social Media	Chantelle Janse van Rensburg Abigail Barnard	atlantiskinda@hotmail.com	082 696 6140
Photovault Team/ TOP	Hendrik Grobellaar Giel du Toit	pvo@pretoriaphotographic.co.za	082 572 9187
Outings/Workshops	Giuseppe Carbonatto	outings@pretoriaphotographic.co.za	082 332 5748
e-Flash Editor	Joan Fouché	joan.fotracon@gmail.com	082 410 7678
Refreshments	Diana van de Wiel	eswdiana@gmail.com	083 527 8237

ORGANISATION	WEB-SITE LINK
International Salon listing	<a href="http://webplaza.pt.lu/public/suyswill/2010.htm">http://webplaza.pt.lu/public/suyswill/2010.htm</a>
Salon Manager (for salon entries)	<a href="http://www.salonmanager.co.za">www.salonmanager.co.za</a>
Steve's Digicams (Reviews)	<a href="http://www.steves-digicams.com">www.steves-digicams.com</a>
PhotoRadar (What Digital Camera magazine)	<a href="http://www.photoradar.com">www.photoradar.com</a>
Photoanswers ( Practical Photography)	<a href="http://www.photoanswers.co.uk">www.photoanswers.co.uk</a>



PPS is affiliated with PSSA

# FLASH

INDEX	page
MEMBERS' NEWS	3
WHAT'S HAPPENING	3
PROMOTIONS	3
END OF YEAR CATEGORIES	4
SET SUBJECTS 2022	5
SERVICE TO THE CLUB	5
ENTRIES FOR CLUB COMPETITONS	6
NATIONAL SALON DATES	6
OUTINGS 2022	6
SALON ACCEPTANCES	7
OUTDOOR PHOTO ADVERTISEMENT	9
PRESIDENT'S PAGE- Pine Pienaar	10
PSSA - ABC of Photography	14
PHOTOGRAPHS: Winners August 2022	15
ARTICLES: How does one achieve that amazing photo? John Tapuch	28
What is macro photography? - Tiffany Kelly	30
PPS BIRTHDAY LIST	36

## NEW MEMBERS

**Rudi Pothas our vice president is the contact for answers on new membership and the workings of the Pretoria Photographic Society**  
[rjhpothas@gmail.com](mailto:rjhpothas@gmail.com)  
**As per usual, the annual subscription fees are reduced by half for members who join after January.**

## WHAT'S HAPPENING

<b>6 September 2022</b> <b>Hybrid meeting</b>	Photo Café - Hybrid meeting @ NG Church Lynwood Sussex Avenue 19H00
<b>20 September 2022</b> <b>Hybrid meeting</b>	Monthly Meeting and Competition - Hybrid meeting @ NG Church Lynwood Sussex Avenue 18H45
Judges: August 2022	Willie Labuschagne (Magalies Fotofun Club) Evelyn Gibson Marlene Birkholtz

## PROMOTIONS

2\* to 3 \*

Hennie Stofberg

Santie van Eck

3\* to 4\*

Johan Ver Loren van Themaat

Marianne Ver Loren van Themaat

CONGRATULATIONS!!!!

PLEASE REMEMBER when you receive a promotion to update the Star Level on PhotovaultOnline before your next entry. These levels should just be a single digit: 1, 2, 3, 4, 5.

### KNOWING YOUR STATUS IN STAR RATING

Photovault can now generate this information. Please verify your rating to ensure that Photovault is correct. We have had some teething problems. Contact Alta if in doubt at [mossie@timco.co.za](mailto:mossie@timco.co.za)

## END OF YEAR CATEGORIES 2022

November	End of year competition	Categories:	
		1. Best Beginner	Images shall have been entered in the 1-star section during the year.
		2. Landscapes	Outdoors scenes, land, sea, urban and cityscapes. Changing elements of the scene is not allowed.
		3. Visual Art Photography	Achieving an artistic effect through application of creative techniques.
		4. Nature	Living, natural organisms (undomesticated) in their natural habitats. Plants and animals included. Excluded scenic/ landscapes/ cityscapes. No manipulation.
		5. Macro and Floral	Includes both macro and floral (flowers in their natural state or under controlled conditions and not to include any landscape)
		6. Photojournalism	Newsworthy, story-telling pictures including sport. Images may not be manipulated
		7. Portraits	Includes both Animal and Human portraits. May be manipulated.
		8. Pictorial	Open category. It includes Architecture.
		9. Best of the Year	All category winners will compete automatically
		10. Monochrome	Monochrome as per PSSA Standard. This may not be the same as an image in any other category, except Most Versatile.
		11. Most Versatile	Entrants shall submit a panel of five (5) images each selected from five (5) different categories. These may include images entered for other awards.
		12. Most Golds and COM's	Per Stream (Winner of the Points Log accumulated through the year in terms of competition rules)
		13. Article for e-flash	Most articles written for the e-Flash
14. Photo Essay	The best photo essay entered in the competition		

## SET SUBJECTS 2022

January		<b>Looking up.</b> An image of what you would see, as if looking up at it.
February		<b>Using a mirror(s) creatively.</b> An image where the reflection in a mirror(s) is clearly visible. When looking at the image the word “mirror” must immediately come to mind!!
March		<b>Double exposure.</b> A creative image where double exposure was used. A combination of more than one image must be prominent. It can either be achieved in-camera or in post processing.
April		<b>Minimalistic landscapes.</b> A landscape scene with minimalism and simplicity as the main features.
May		<b>Water droplets.</b> Water droplets must be the prominent feature of the image. Natural or in-studio.
June		<b>Panorama.</b> An image with horizontally elongated fields of view. A field of view approximating or greater than that of the human eye.
July		<b>Serenity: simple, soft, shallow depth of field.</b> Any image with very shallow depth of field and soft colours, creating a calming effect on the viewer.
August		<b>Textures.</b> Textures must be the main feature of the image. When looking at the image you should be able to imagine how the image will feel like when you touch it!!
September		<b>Macro.</b> A zoomed-in shot of any object, plant, insect, etc., or part of it.
October		<b>Clouds.</b> An image where clouds are the main focal point.
November		<b>Year-end competition.</b>

## SERVICE TO THE CLUB:

You can serve the club by providing two or more of the services listed below throughout the year. Remember you must provide **regular** service to the club for it to qualify.

### List of services:

- |  |   |
|--|---|
| <ul style="list-style-type: none"> <li>Judging at the monthly competitions.</li> <li>Writing articles for the e-Flash.</li> <li>Writing tutorials for the e-Flash.</li> <li>Assisting with / hosting outings.</li> <li>Assisting with / hosting workshops.</li> <li>Assisting with / hosting tutorials.</li> </ul> | <ul style="list-style-type: none"> <li>Providing snacks and refreshments for informal meetings.</li> <li>Organising a speaker or speaking yourself for either the informal or formal meetings.</li> <li>Photographing the year-end function.</li> </ul> |
|--|---|

## MONTHLY ENTRIES FOR CLUB COMPETITIONS:

### Dear PPS club members

When entering your photos for the formal evenings, could you please do the following:  
For your extra entries (workshop/outing/resubmission) mark your entries as such:

#### **Outing:**

Newtown\_**O**

#### **Workshop:**

Model in a red dress\_**W**

#### **Resubmission:**

Sunset over the dam\_**RS**

<b>NATIONAL SALON DATES 2021</b>	
Krugersdorp Camera Club Salon	10 September 2022
Amber Camera Club Salon	17 September 2022
Swartland Camera Club Salon	1 October 2022
Kroonstad Fotoklub 65 <sup>th</sup> Jubilee Salon	15 October 2022
PSSA Up & Coming Salon	22 October 2022
International Glass Theme AV Salon	29 October 2022
Tygerberg photoclub salon	5 November 2022
Danube Autumns Circuit	9 November 2022
Centurion camera Club Salon	12 November 2022
Sanparks HR Free State Salon	19 November 2022
Visit <a href="http://www.pssa.co.za">www.pssa.co.za</a> for more information and entry forms.	

All salon results administered by Photovault are registered automatically by the system. Please ensure correctness of your details in Photovault regularly. Those salons, not using Photovault, still need to be captured manually.

We would like to motivate all members to take part in the PSSA salon and international scene where possible. Advancement from 3-star and 4-star require a number of salon acceptances. The salon acceptances that are used to calculate promotions have a cut-off date 14 days before the meeting, to allow the competition secretary to update files. Acceptances after this date will be taken into account the next month.

## Outings for 2022:

### Important notice!!!!!!

Outings will in future be communicated via e-mail and WhatsApp to all the members. Please check your mailboxes.

**If you have any suggestions for unique outings, please contact Giuseppe Carbonatto at:**

**[outings@pretoriaphotographic.co.za](mailto:outings@pretoriaphotographic.co.za)/ 082 332 5748**

## SALON ACCEPTANCES

### 2<sup>nd</sup> Witzenberg PS Salon

**Sonja de Klerk**

Dusty Walk  
Good feather day  
Now and then

**Johan Ver Loren van Themaat**

Giant otter enjoying his catch  
Dashing towards the water  
Patagonian glaciers  
Accepted Mountains of fire

**Alta Oosthuizen**

Nature - No Birds  
Bedtime snack Certificate of Merit  
You smell funny  
Perfect timing  
A little thirsty  
Accepted Night time hunter  
Gang activity  
In the light  
Forest walk on a misty day  
I am done playing  
Loving you brother  
Accepted Preparing my breakfast

### 7<sup>th</sup> VSP National Digital Salon

**Joan Fouché**

Guinea fowl portrait 1  
Droplets  
Lily display  
Waterdrops 2

**Alta Oosthuizen**

Low light beauty  
Sitting in the shadows of the window  
Lookout gang  
Pensive look  
Boabab in the mist  
Umbrella droplet  
Alta Oosthuizen  
Little waterfall in a pond

### BCC national Digital Salon

**Sonja de Klerk**

Three Keys  
Tuning It  
Please do not hurt me  
I know I am cute

**Joan Fouché**

Waterdrops 2  
Feather reflection

**Alta Oosthuizen**

Smoke break  
Yellow kiss on the rock  
Under my hat2  
Corset beauty  
Time is precious  
Pink and blue milky way  
Preparing my breakfast (FPSSA)Alta  
A little thirsty  
Bedtime snack  
You smell funny  
Gang activity

### 6<sup>th</sup> SSCC National digital Salon

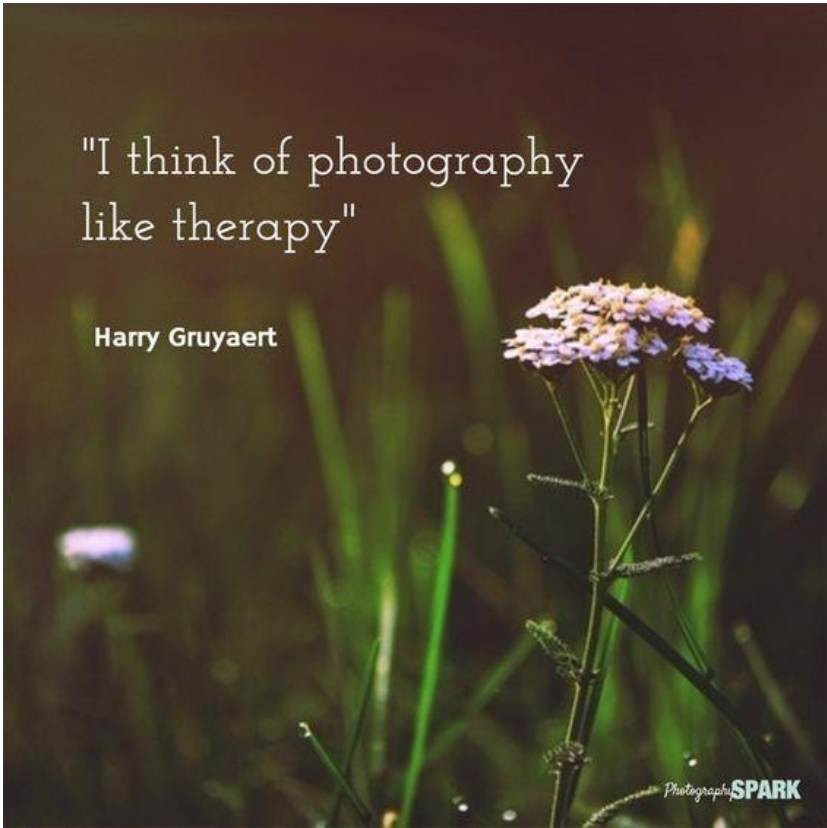
**Evelyn Gibson**

A natural light portrait  
My best friend  
Just before Sunrise in the Drakensbergs  
Scottish View in Autumn  
Elephants Drinking at the Waterhole

**Alta Oosthuizen**

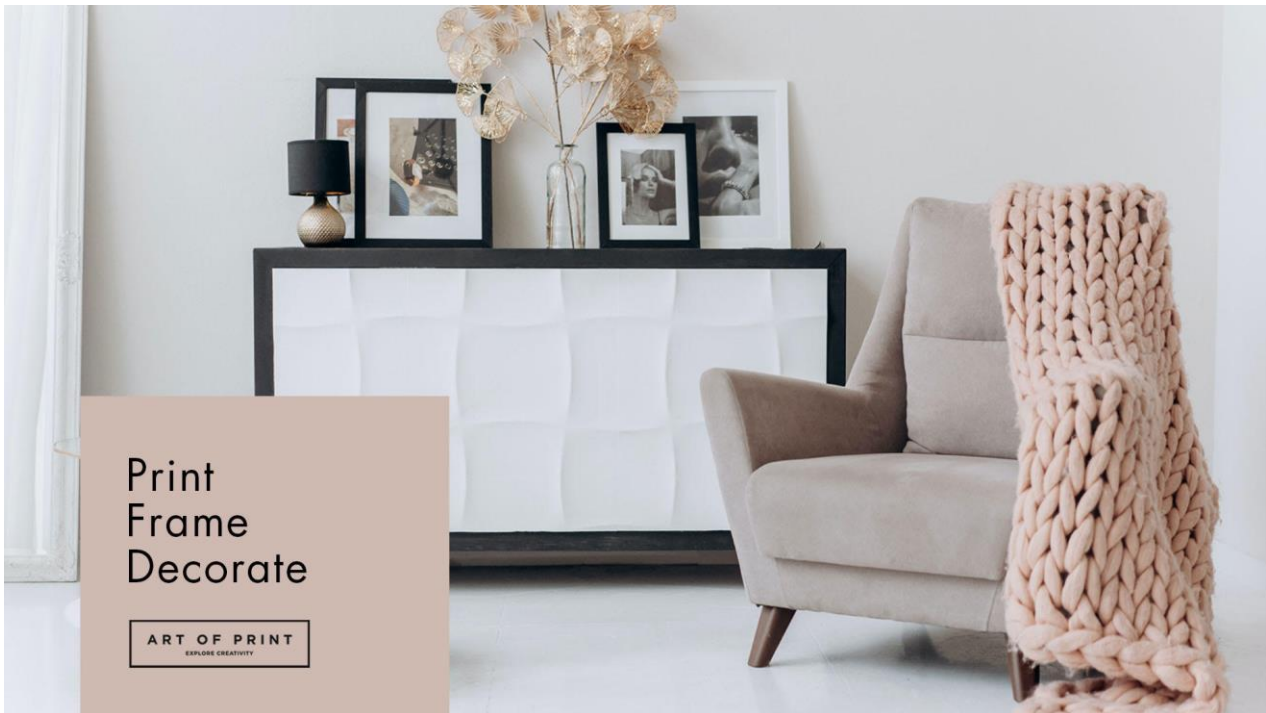
Farmhouse in the Overberg  
Dangerous love  
Up we go  
I have this  
Fish from the sea  
Using the runway  
Going for the kill  
Little leave runner

<p><b>PSSA 21<sup>st</sup> Up-and-Coming</b>  <b>Sonja de Klerk</b>  Riding the dunes  FINGER TIGHT ONLY</p> <p><b>Lloyd Munday</b>  Majestic</p> <p><b>Loutjie Meyer</b>  Ocean Dawn  Lunar munch</p> <p><b>Johan Ver Loren van Themaat</b>  Elephants rushing to the water  African Jacana  Giant otter enjoying his catch  Patagonian glaciers  Mountaineers at sunrise</p> <p><b>Santie van Eck</b>  Misty Morning  Cyclist at Arnold Classic</p>	<p><b>Marianne Ver Loren van Themaat</b>  Holes in the wall Junior  Seeds awaiting the wind  Admiring the world at my feet  Watching the awesome glacier</p> <p><b>Hennie Stoffberg</b>  The Race</p> <p><b>1<sup>st</sup> SANParks HR Boland Region</b>  <b>Evelyn Gibson</b>  Admiring the Sunset</p> <p><b>Alta Oosthuizen</b>  Food from the sea  Running like the Road Runner  Take off with my meal  Fire in the sky before sunrise  Spread my wings  What do you want  Little bee  Small spider on a dandelion  Pollen Protector</p>
---	---





# Outdoor Photo:



Contact Nr: (012) 348 3693/ [www.outdoorphoto.co.za](http://www.outdoorphoto.co.za)

# President's Page – Pine Pienaar

## Summary of the 2022 President's Report

During this year we are celebrating the 90<sup>th</sup> Anniversary of PPS. We are paying homage to our respected forebears for their continuous efforts in creating an impressive PPS institutional memory.

We, the present members of PPS, are very fortunate to benefit from the excellence at our club that accumulated over the last 90 years. Our well established monthly programmes provide a platform on which we are able to continuously work at improving our photographic skills. Although we remain a social club, over the years some of us who have preferred so, have been enabling themselves to also practice as professional photographers.

Dedicated photography is a form of art and so the traditional and older techniques will always be cherished and practised at free will. We are also encouraged to embrace the new and rapid evolving developments in digital photography and processing and to practise these exciting new challenges.

### PPS Membership Statistics: July 2021 to June 2022 and July 2020 to June 2021

CATEGORY	2021/2022	2020/2021
Honorary	8	8
Ordinary	52	51
Scholar	1	0
<b>TOTAL</b>	<b>61</b>	<b>59</b>
* Resigned	0	2
* Deceased	1	1
* Not Renewed	10	11

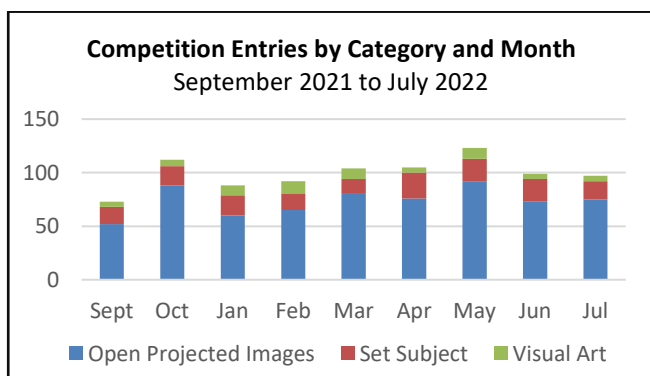
**New members**  
(included in the Total)  
2021/22: 11  
2020/21: 6

\* Not included in the Total

### Average Monthly Attendance of Meetings: September 2021 to July 2022

	Church Hall	Zoom	Total
Main Meeting	24	20	44
Photo Café	17	12	29

### Main Meeting



<b>Annual Entries by Category</b>		
September 2021 to August 2022		
Category	Entries	Percent
Open	663	74%
Set Subject	165	18%
Visual Art	67	8%
<b>Total</b>	<b>895</b>	<b>100%</b>

Average monthly entries: 2021/22: **100**, 2020/21: **119**

The reason for the decline during 2021/22 is unclear. Possibly two factors could be considered:

1. In 2020/21 during Covid people had more time to prepare their submissions.
2. In 2020/21 the cut-off date for submission was Sunday night, in 2021/22 it was moved backwards to Saturday night.

Gold / COM / Best Awards by Star Rating			Member Participation by Star Rating		
Star Rating	2021 / 2022	2020 / 2021	Star Rating	Participants	Percent
1-Star	95%	94%	1-Star	2	5%
2-Star	98%	100%	2-Star	7	17%
3- Star	95%	91%	3- Star	7	17%
4-Star	82%	81%	4-Star	5	13%
5- Star	68%	63%	5- Star	19	48%
			<b>Total</b>	<b>40</b>	<b>100%</b>

### Photo Café

Objectives: to present a mix of formal presentations and also sessions for interactive member participation

#### Formal Presentations by guests:

Maurice Stander	Photo Sites in Magoebaskloof
Reg Caldecott	SLR vs. Mirrorless
Hennie de Klerk	Macro Photography of Insects and Flowers
Delarey Ferreira	Wedding, Family and Children Photography
Robin Miles	Cyanotype Photo Printing
Simon Fletcher	How to improve your Photos
Hendrik Louw	Small Animals and Insect Photography

#### Interactive Sessions and Presentations by Members:

Photo Essay Competition	Presentations Participants
Rudi Pothas	Photo Clinic (three sessions)
Francois Venter	Screen Calibration Workshop
Jan Celliers Outing	Ant View Competition and Macro
John Tapuch	Thinking “out of the box” Challenge
John Tapuch	Monochrome Photography
Giuseppe Carbonato	Wild Life and Nature Photography
Johan Hosten and John Tapuch	Mapungubwe

## **Outings**

Objectives: Monthly Outings during weekends with opportunities of engaging in a variety of photographic genres

### Outings – September 2021 to July 2022

September	Magoebaskloof (long weekend)
October	Ludwig's Roses
November	Jan Celliers Park
February	Mongena
March	Wonderboom Nature Reserve
April	Magoebaskloof (long weekend)
May	East Rand Polo Club
June	Arnold Classic Festival
July	Jan Celliers Park Macro

## **e-Flash**

### Main contents of eleven monthly editions:

Information on the regular PPS activities

Showcasing the top scoring images of the month

Eleven articles by members

### PPS Anniversary feature:

"Down Memory Lane": excerpts from the PPS archives

## **Annual Photo Essay Competition**

The competition was concluded during September 2021

Four printed essays and five digital essays were entered

To ensure fair judging to all participants, judges were supplied with a standardised score sheet containing a list of six criteria.

## **PSSA Competitions**

The following submissions were made:

PSSA Monthly Interclub Competition. Monthly submission of images entered by the Junior and Senior winners.

Submission of the PPS e-Flash for the PSSA Club Magazine Competition.

PSSA National Interclub Competition. A selection of 15 photos in the Junior section and 15 photos in the Senior section from the period July 2021 to June 2022 were entered.

## **The PPS End-of-Year Function (16 November 2021)**

Theme: Venetian Ball

End-of-Year Competition: announcement of the winners and presentation of the certificates.

Recipients of Trophies and Awards:

President's Trophy: Alta Oosthuizen

Bertus de Jongh Trophy: Tony Roberts

Bertus de Jongh Honours: Evelyn Gibson and Alta Oosthuizen

Dinner and Social

## **Election of PPS Committee for 2022 / 2023**

The following PPS members were elected:

President: Pine Pienaar

Vice President: Rudi Pothas

Ordinary Members: Giuseppe Carbonatto, Sonja de Klerk, Joan Fouche, Frans Mohr, John Tapuch and Thelma van der Schyff.

## **Volunteers to assist with PPS Activities**

Photo Vault Manager	Hendrik Grobbelaar
Projection	Giel du Toit and Karin du Toit
Refreshments	Diana van der Wiel
Social Media	Chantelle Janse van Rensburg
Website	Abigail Barnard
WhatsApp Support	Riana Liebenberg
End-of-Year Function	Carina Munday, Santie van Eck and Petra Haselmaier
Corporate Memory Advisor	Tony Roberts



# ABC OF PHOTOGRAPHY

# PSSA



## A

The PSSA Archive aims to preserve our history for future generations to refer to and to use for research.

Belong to a Society that promotes, sustains and honours the highest standards of art and artistic expression in photography

## B

## D

Diamond Ratings recognise and promote the achievement of Salon Acceptances and set goals for all photographers

## C

Communicate with like-minded photo enthusiasts in Camera Clubs

The fellowship of a shared passion for photography.

## F

## G

Growth opportunities exist to expand and improve your photographic skills in many different genres

## E

Education in the art and science of photography through lectures at clubs and congresses and articles in the Image magazine

## K

Knowledge is shared by working with others in the field

## H

Internationally recognised Honours for achievements of excellence can be applied for

## J

JAP, a PSSA tutorial programme, has been designed to enhance your ability to judge your own work and the work of others

## I

International affiliation with the world's major Photographic Organisations

## L

Achieving PSSA Honours is something to be proud of. Honours are not given away easily, but neither are they unattainable. A panel of images is submitted for the LPSSA to the MPSSA

## M

Questions are promptly answered by experts in the field.

## R

Regional Directors will look after your interests and keep you informed

## T

Tutorials both live and pre recorded are available.

## S

Salons promote healthy competition while simultaneously unveiling the masters of photography

A comprehensive Understanding of the art, science and history of photography can be gained

## U

Opportunity to share in all the photographic expertise of an organisation established in 1954

## N

National Congress, held annually, inspires members through talks and workshops by local and international photographers

## V

Vast horizons await those who persevere

## P

Receive 4 printed IMAGE magazines each year

Visit our Website and Facebook page regularly and compete in the monthly competitions and challenges

## W

## X

Experienced photographers share their time and expertise to assist members in reaching their full potential

## Y

The importance of our future is acknowledged in our commitment to the Youth.

Zoom meetings offer all sorts of opportunities

## Z

## Join PSSA today!

Membership of PSSA gains you discounts in salons and congresses

## Winning images August 2022:



*Best 1 Star:  
Homecoming  
celebrations  
Casper van Eck*

*Best 2 Star:  
ballerina in the air  
Hennie Stofberg*





*Best 3 Star  
COM &  
Best Junior:  
Good feather day  
Sonja de Klerk*

*Best 4 Star:  
How much is that  
doggy in the window  
Hendrik Grobbelaar*





*Best 5 Star  
& Best Senior:  
Singapore Cityscape  
Bill Zurich*

*Best Visual Art:  
Smoke dragon  
Hendrik Grobbelaar*



# Visual Art:



*Music is the food  
of love  
Joan Fouché*

*9 Lives Through News  
Linda Martin*



## Set Subjects:



*Best Set Subject  
Normal only  
half the time  
Alta Oosthuizen*

*Roots  
Carina Munday*



*Dead tree but live mushrooms*

*Thelma van der Schyff*

*Air plant texture  
with backlighting  
Pauline van der Spuy*





*Autumn reflections  
Casper van Eck*



*Kudu in a tree  
Hendrik Grobbelaar*

## Good Open Images:



*Expanse  
Santie van Eck*

*Good morning sunshine  
Santie van Eck*





*Swinging at sunset  
Bill Zurich*

*Drakensburg Amphitheatre  
Lloyd Munday*





*Parisian Balconies  
Pine Pienaar*



*Count Only  
The Sunny Hours  
Casper van Eck*





*Quickly change direction  
Lloyd Munday*



*My hairdresser at work  
Johan Ver Loren van Themaat*



*I know I am cute*  
*Sonja de Klerk*

*Hear my call*  
*Riana Liebenberg*



*Correction  
This photo was accidentally  
named wrongly in the  
August e-Flash*



*Lunch break  
Marianne Ver Loren  
van Themaat*

## Articles:

# HOW DOES ONE ACHIEVE THAT AMAZING PHOTO? - John Tapuch

**A good eye, decent light, the appropriate lens, a good understanding of post processing and being at the right place at the right time, is what is required to produce a good final image. Not necessarily the sophistication of the camera.**

Having watched many YouTube videos on camera comparisons and wondering what people expect from their new expensive hardware, I wonder was it worth the expense. Or more precisely will they ultimately achieve better results.

Even those professional landscape photographers who produce large A1 size prints on 12 colour Fine Art printers find it difficult distinguishing image quality between a 24 megapixel and the latest 46 mega pixel cameras. Watch the Video with Nigel Danson comparing a \$400 vs \$4,000 camera. There are a number of significant upgrades with these high end products, especially in video quality but the difference in still image quality is marginal.

Even the sensor size e.g, full frame vs cropped frame is hard to distinguish image quality especially for club HD size images.

I have two cameras, one is a 24mp cropped frame and the other a 24mp full frame. I prefer the cropped frame for macro and birds simply because of its extra reach. The full frame for almost everything else. That is because the full frame has less noise due to the fact that the pixels are further apart with the larger sensor size.

There is a tendency for some pro photographers to go for the medium format cameras, which have over 100 mega pixels. There is a significant difference in the dynamic range which enhances the detail, especially the range of colour tones. However due to the enormous price difference, especially the price of lenses, only a few can justify the need for such an elaborate system.

Mirrorless has become the flavour of the day, but do not expect to see the difference in general image quality, except when shooting fast moving objects. These cameras have the Eye Detection, abilities which are amazing. The main attraction with mirrorless is the reduction in size and weight as well as the high rate of exposures, up to 30 frames per second and the now lighter lenses. But they do not come cheap.

So now when you see a very sharp image of a bird in motion, you ask yourself was that taken with a Canon R6 or the equivalent.

About 6 years ago I obtained a DJI quad copter drone which has a tiny 12 megapixel camera. I was asked to do a property photo and to blow it up to A0 size (840 x 1200 mm). I was reluctant as it meant traveling to Witbank and was not sure if the quality would be acceptable, but I took up the challenge. The drone hovered about 20 metres above the ground when the photos were taken. I must admit there were certain short comings but quality was not too bad and with the aid of Photoshop to help improve certain aspects, the client was prepared to hang the image on his wall. One member in the club uses a bridge camera for everything. This is a camera which has a non-interchangeable lens. Believe it or not the lens varies from the equivalent of 24mm-600mm. Not digital zooming. I must say that the quality of images coming from that camera are really quite sharp throughout the full focal range. Now that is a bargain, especially when one considers the convenience of never having to change lenses and the saving of both space and weight.

What about smart phone cameras. This technology is growing in leaps and bounds. It is so convenient to simply whip out one's smart phone and take some really nice images. The iPhone as well as Android units have some amazing software that automatically upgrade images to HDR making for instance, sun sets look quite spectacular. In addition, they come equipped with various built-in lenses. Even the macro facilities are amazing.

With the built-in software it is now possible to do some amazing post processing and even combining images to do interesting creative art with our smart phones.

It is now well known that most photos on the news media are taken with smart phones and hence many photographers all around the world have lost their jobs simply because anyone at a given incident at any time can simply shoot or video the incident and immediately forward it to the media.

Vintage (film cameras) are becoming popular again. A bit like vintage cars which have a special appeal and place in the hearts of many car lovers or photographers. The skills to take a good photo is far more tricky, simply because one has only 36 frames on a roll of film and if you do not get the image right, there is no post process retouching.

Wild life photographer Nick Brandt, and minimalist black and white photographer Michael Kenna who are some of the most highly paid photographers today, generally only use medium format black and white photographs.

# What is macro photography? Tiffany Kelly

Many photographers are venturing into macro photography because it allows you to photograph small details through your lens. By using a [macro lens](#) you can get in much closer to your small subject. This makes photographing something very small appear much larger in your image.



Read more: [An Introduction to Modern Macro Photography](#)

## What is macro photography used for?

Macro photography is used to showcase details and intricacies. Often it is used on flowers and plants. But it is definitely not limited to those things. Macro photography can show texture, movement, and other details that are missed when shooting normally. Another favorite is to use macro photography to show the details of sweet little newborns.

What settings to use for macro photography

## Shoot in manual mode

Try to use manual mode if possible so you can put the settings exactly where you want them to achieve the highest amount of quality. Taking complete control of your camera and the settings help you achieve the look you are going for with your photo. Read more: [How to shoot in manual mode](#)

## Keep ISO as low as possible

Keep your ISO low to avoid grain and noise. Some cameras are able to go up higher using ISO and obviously you will need to if there isn't enough light. But ideally keep it as low as possible.



### **Set a small aperture**

Your aperture should be between f/5.6 and f/11 if you are going for a true macro shot. You really want to try to get as much of your subject in focus as possible. That is how you will achieve the beautiful detailed shot.

Most people think you want to shoot wide open since very often with macro shots it appears as if only a small portion of the photo is in focus. However, keep in mind that you are extremely close and typically shooting with a variety of focal planes which is why it's important to keep an eye on your aperture.

Read more: [How to use a smaller f-stop to create an amazing photo](#)

### **Have a fast shutter speed**

Depending on your subject, you will want to keep a fast shutter speed. If you are photographing a moving object obviously keep it fast to maintain as much detail as possible.

If your subject is not moving, you still do not want any motion to throw off your focus. Keep your shutter speed about 1/125 of a second.

### **Which lens is best for macro photography?**



Macro lenses are different than a traditional zoom lens. A macro lens allows you to get in close to your subject and still focus where as zoom lenses may struggle to get in as close as you want. I recommend the [Nikon 105mm](#). This specific lens has a newly added bonus of VR or vibration reduction. When shooting macro, any slight movement could throw off your focus. Another option to consider is using an extension tube or [macro filter](#).

Read more: [Macro Photography: A Photographer's Approach](#)

### **7 Best macro photography tips**

#### **1. Keep your eyes open.**

Really slow down and look around. Before you start shooting, choose not only your subject but also your focal point. What about your subject is inspiring you? Sometimes you will have a bunch of the same flower to choose from – when selecting, look for unique or quirky features of the flowers.



I also pay attention to the quality of the flowers, keeping the mood of my image in mind. Sometimes I may want a dead or dying subject if I want a dark and moody image. On the other hand, if I'm shooting a bright, airy image of a rose or a daisy, I probably want to select one that's in good shape and without browning petals. Remember your subject may fill the frame so be sure to examine it closely.

Read more: [How Focus Stacking Will Help You Create Sharp Photos](#)

## 2. Watch the light



It doesn't have to be [golden hour](#). Look for reflected light or interesting pockets of direct light. Shade is always an easy bet as well.

Make sure to [be careful of your own shadow](#). You can use it to your advantage to shade your subject, but if it's ruining your shot make sure to change your angle.

If you are moving in and out of shade and sun, make sure to change your settings to update your exposure accordingly.






Read more: [7 Creative Ways to Use Outdoor Light](#)

### 3. Expose for the highlights.

In portrait photography I know it's a really common idea to "expose to the right" however in macro I prefer to expose for the highlights. This means sometimes my images are underexposed but I would rather have that than have blown highlights. I find that shadows are easier to recover in post-processing than highlights.



### 4. Watch your angle and your background.

If you cannot move your subject, what you CAN do instead is move yourself. Change your angle if it's not working for you.

When choosing my location to shoot from and my angle, I pay attention not only to my subject but also to my background. I want to make sure I don't have any distractions or ugly split backgrounds.




Aperture plays a big role here as well. If my background is looking ugly or it's too close to my subject, I open my aperture wider to blur the background more.



### **5. Be mindful of the breeze**

Sometimes you have to wait for a lull in the wind. Sometimes I can block the breeze with my body.

### **6. Don't limit yourself to flowers**




I also love shooting leaves and greenery, the occasional bug, and even neat textures or building elements. Keep your mind open to new ideas and see what inspires you.


Read more: [Insect Macro: 5 Easy to Find and Intriguing Subjects](#)

### **7. Bring accessories for your macro photography**

If you want to get creative, bring along some "props" for your shoot. I love shooting in the early morning because there is gorgeous dew everywhere, but you can also add your own fake dew with a water spray bottle.



It's also fun to shoot through elements – you can use what is in your environment, like other flowers or leaves, or you can [bring your own prism](#) or other material to shoot through.



One of my favorite things to do is go on a little photo walk, exploring a local garden or even my own yard or neighborhood. It can be such a relaxing way to unwind and you will end up with beautiful art as an added bonus!

I hope you give this a try and shoot something just for yourself, and enjoy being in nature while doing it!

[3 Simple Tips For Snowflake Macro Photography](#)

– [5 Creative Exercises for Macro Photography](#)

– [How to Shoot Still Life Photography to Push Your Creativity](#)

### TIFFANY KELLY - GUEST POST

Tiffany is a portrait and fine art macro photographer who lives near Atlanta GA with her amazing husband and two adorable daughters. Tiffany enjoys celebrating everyday moments with her young daughters and can often be found dancing around her kitchen with them. She loves finding beauty in the mundane and capturing little details. [Website](#) | [Instagram](#)

## PPS Birthday list:

January	February
Marianne Ver Loren van Themaat 1	Vanessa Price 6
Judy Hardy 18	Gurling Bothma 18
Gerrit van Rooyen 19	
Barbara Dannenhauer 19	
March	April
Rudi Pothas 13	
Linda Martin 22	
Melinda Wheeler 25	
May	June
Mariette Lambrecht 11	Abigail Barnard 14
Detlef Basel 23	Joan Fouché 16
Frans Fouché 30	Lloyd Munday 18
	Marius Coetzee 30
July	August
Diana van de Wiel 4	Evelyn Gibson 2
Doret Fisher 7	Tony Roberts 6
Johan Ver Loren van Themaat 21	Sonja de Klerk 10
Oscar Abramovitz 30 (Born1930)	Almari Coetzee 17
Alta Oosthuizen 31	Riana Liebenberg 16
	Bill Zurich 16
	Ann Roberts 23
	Brigitte Hansen 25
	Bibi Andrews 27
September	October
Louwtjie Meyer 10	John Tapuch 1
Nadia Botha 24	Ken van Wyk 5
Pauline van der Spuy 30	Maxime Murray 7
	Thelma van der Schyff 8
	Chantelle J v Rensburg 24
November	December
Santie van Eck 6	Brendan Hohls 1
Johan Hosten 9	Giuseppe Carbonatto 1
Karin du Toit 11	Hendrik Grobbelaar 24
Giel du Toit 15	Pine Pienaar 26
Frans Mohr 21	Marlene Birkholtz 31
Bruno Engel 21	

Please send your date of birth to Joan Fouché if your name is not on the list.