

FLASH



MARCH 2024

WWW.PRETORIAPHOTOGRAPHIC.CO.ZA



Homeward Bound
Bill Zurich



Vegetation on Matopos Hills
John Tapuch



PRETORIA PHOTOGRAPHIC SOCIETY

www.pretoriaphotographic.co.za

PO Box 73056, Lynnwood Ridge, 0040

Photo-Vault-Online Entries

www.photovaultonline.com

COMMITTEE MEMBERS

President/Formal Meetings/Public Relations	Thelma v.d. Schyff	president@pretoriaphotographic.co.za thelma@aeternoplanning.com	082 784 0392
Vice President/Internal Liaison/ New Members	Pine Pienaar	pienaar459@gmail.com	076 833 6613
Informal Meetings / Photo Café	John Tapuch	john@ecofab.co.za	083 653 2438
General Secretary Competition Secretary	Sonja de Klerk	ppsannouncements@gmail.com sonsdeklerk@gmail.com	082 778 9249
Treasurer Finances/Membership	Frans Mohr	pps.finances@gmail.com	083 227 8676
Website/Social Media	Carina Munday	carina.munday@gmail.com	082 322 9895
Special Interest groups	Santie van Eck	santie@wildspanhunting.com	076 733 4466
Photovault Team/ TOP	Karin du Toit Hendrik Grobbelaar	pvo@pretoriaphotographic.co.za	
Outings/Workshops	Giuseppe Carbonatto	outings@pretoriaphotographic.co.za	082 332 5748
e-Flash Editor	Joan Fouché	joan.fotracon@gmail.com	082 410 7678
Refreshments	Diana van de Wiel	eswdiana@gmail.com	083 527 8237

ORGANISATION	WEB-SITE LINK
Steve's Digicams (Reviews)	www.steves-digicams.com
Digital photography review	www.dpreview.com
Photoanswers (Practical Photography)	www.photoanswers.co.uk

PPS is affiliated with PSSA



INDEX	page
WHAT'S HAPPENING	3
PROMOTIONS	3
END OF YEAR CATEGORIES	4
SET SUBJECTS & INNING 2024	5
ENTRIES FOR CLUB COMPETITONS	6
RULES FOR OUTINGS AND INNINGS	6
SERVICE TO THE CLUB	6
NATIONAL SALON DATES	7
SALON ACCEPTANCES	7
OUTDOOR PHOTO ADVERTISEMENT	8
PRESIDENT'S PAGE: Thelma v.d. Schyff The end of photo essays	10
PHOTOGRAPHS: Winners February 2024	16
ARTICLES: Namaqualand Flower Hike – Sonja de Klerk Lightroom Classic Tips – Edited by Linda Martin	25
Photo Café 2023/ 2024	33
Outings/Workshops/Photo opportunities	33
PPS BIRTHDAY LIST	34

NEW MEMBERS

Pine Pienaar our Vice President is the contact for answers on new membership and the workings of the Pretoria Photographic Society. Contact Pine at pienaar459@gmail.com
As per usual, the annual subscription fees are reduced by half for members who join after March.

WHAT'S HAPPENING

5 March 2024 Hybrid meeting	Photo Café @ NG Church Lynwood Sussex Avenue 19H00
19 March 2024 Hybrid meeting	Formal Meeting @ NG Church Lynwood Sussex Avenue 18H45
Judges: February 2024	Giuseppe Carbonato Rudi Pothas Louise Jackson (AFO)

PROMOTIONS

Casper van Eck 3* to 4*
Bruno Engel 4* to 5*
CONGRATULATIONS!!!!!!
PLEASE REMEMBER when you receive a promotion to update the Star Level on PhotovaultOnline before your next entry. These levels should just be a single digit: 1, 2, 3, 4, 5.

KNOWING YOUR STATUS IN STAR RATING

Photovault can now generate this information. Please verify your rating to ensure that Photovault is correct. Please contact Sonja de Klerk at sonsdeklerk@gmail.com

END OF YEAR CATEGORIES 2024

The competition categories for the Junior and Senior streams are:

Landscapes	Outdoors scenes, seascapes, urban/cityscapes. Manipulation is allowed.
Visual Art Photography	Achieving an artistic effect through application of creative techniques.
Nature	Living, natural organisms (undomesticated) in their natural habitats. Plants and animals included. Excluded: Scenic/ landscapes/ cityscapes. <i>Images may not be manipulated and must conform to the PSSA Ethical Guidelines</i>
Macro and Floral	Includes both Macro (Close-up pictures of any subjects) and Floral (Flowers in their natural state or under controlled conditions)
Photojournalism	Newsworthy, story-telling pictures including sport. <i>Images may not be manipulated</i>
Portraits	Includes both Animal and Human portraits. Images may be manipulated.
Pictorial	Open category. It includes Architecture.
Monochrome	In this category the subject is totally open. Colour images will be disqualified.
Best of the Year	All category winners will compete automatically
Most Versatile Author	Entrants shall submit a panel of five (5) images each selected from five (5) different categories. These may include images entered for other awards, including monochrome images.
Most Golds and COM's	The member who achieved the most Gold and COM awards in monthly competitions, as recorded in the results of the competitions
Article for e-flash	Most articles written for the e-Flash
Photo Essay	The best photo essay entered in the competition

SET SUBJECTS 2024		
MONTH	SET SUBJECT	DESCRIPTION
JANUARY	Monochrome Minimalism in any Genre	Eliminate the clutter with clean lines, empty spaces and only the essential elements
FEBRUARY	Blue sky thinking	Make the special "Blue light" just after sunset or before sunrise the focus of your land, sea, or cityscape.
MARCH	Fine Art Colour Image using negative space	Create a Fine Art Colour Image using negative space. Use artistic freedom to manipulate the image
APRIL	Low Light Photography	Astro, Milky Way, star or light trails, Cityscapes, amusement parks or street photography using only existing light.
MAY	Macro or Closeup Patterns in Nature	Focus on the natural world by filling the frame with your subject. Illustrate patterns, leading lines, or repetition.
JUNE	Panorama	Use symmetry, mirroring, or repetition as an instrument to enhance a Panoramic image.
JULY	Create Silhouettes or shadows	Enhance the characteristics of any living creature in any genre or colour.
AUGUST	Patterns, Repetition or Reflection to enhance Architectural Details	Focus on Patterns, Repetition or Reflection to enhance Architectural Details in an image.
SEPTEMBER	Pictorial Landscapes/ abandoned buildings	Create a Pictorial Landscapes with abandoned buildings as focal point.
OCTOBER	Flowers, leaves or insects as subjects	Put all emphasis on the detail by use of focus stacking, or in contrast create out-of-focus images using movement, colour contrast, negative space and bokeh.

INNING THEMES 2024		
MONTH	INNING THEME	DESCRIPTION
JANUARY	Solo Pet Portraiture	Only one pet portraiture
FEBRUARY	Reflections, no water	No reflections in water
MARCH	Oil on water in colour	Oily patterns in water
APRIL	Minimalistic Flower	Only flowers and minimalism
MAY	Visual Art	In camera or post edited manipulation is encouraged.
JUNE	Shadows	Shadows must be the main object in your composition
JULY	Double exposure	In camera double exposure
AUGUST	Minimalism in any form	Any genre minimalism
SEPTEMBER	Emotions	Emotions in human or animal subjects
OCTOBER	Vintage objects	Focus on vintage objects, tools or any detailed object.

MONTHLY ENTRIES FOR CLUB COMPETITIONS:

Dear PPS club members

When entering your photos for the formal evenings, could you please do the following:

You are allowed **three entries** in either the Open category or Visual Art category, and **one entry** in the Set Subject category.

Only members who have judged the previous month are allowed to enter more images.

For your extra entries (workshop/outing/innings/resubmission) mark your entries as such:

Workshop:

Model in a red dress_ **W**

Resubmission:

Sunset over the dam_ **RS**

Outing: Newtown_ **O**

Inning: Kitchen_ **I**

RULES FOR OUTING AND INNINGS

In terms of a resolution taken at a General Meeting on 4 October 2022 members will have an option to enter either an Outings image or an Innings image as an additional entry during the monthly completion, as from 2023. This will ensure that members who are unable to attend a monthly outing to also have an opportunity to participate and embark on a creative challenge each month.

Members can enter either an Inning image or an Outing image, but not both.

Inning images can only be entered in the month specified for a specific topic, e.g., January – Something in the Kitchen

An outing image may also be entered in the month following the outing.

Only one image per inning or outing is allowed.

Clearly mark your image as **_I** for Innings and **_O** for Outings. E.g. Chasing each other **O**

SERVICE TO THE CLUB:

You can serve the club by providing two or more of the services listed below throughout the year. Remember you must provide **regular** service to the club for it to qualify.

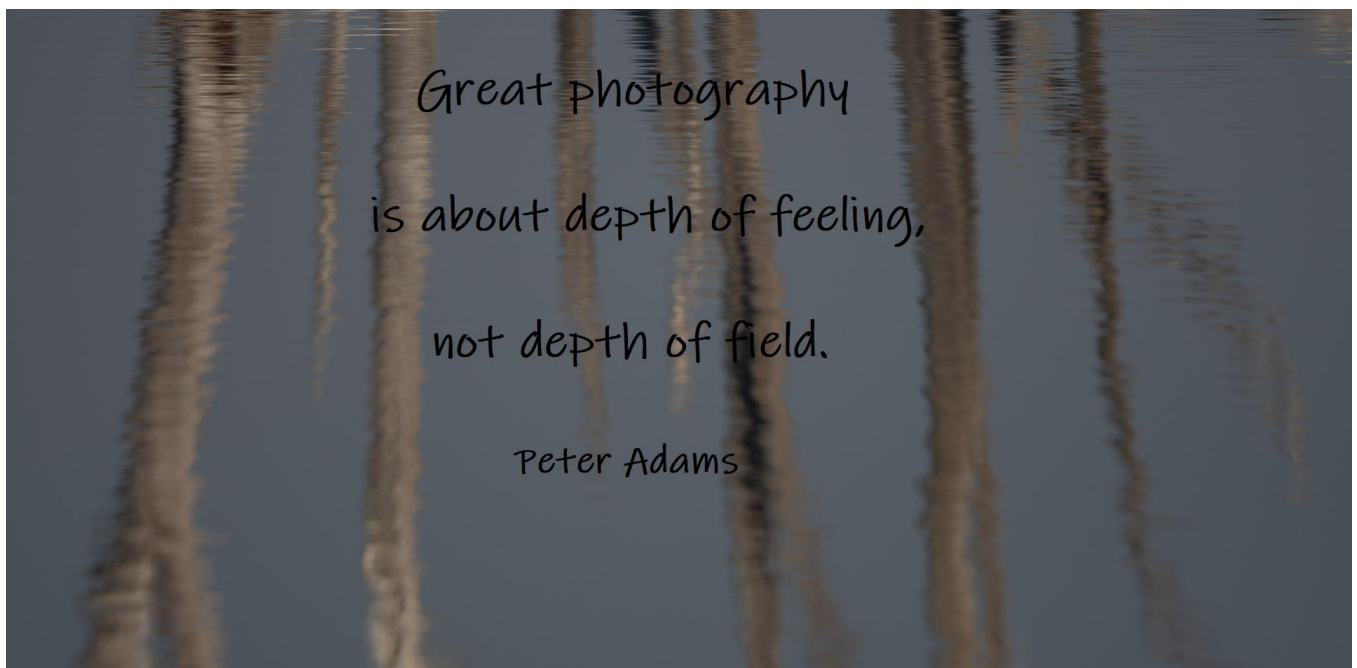
List of services:

- | | |
|---|--|
| <ul style="list-style-type: none">• Judging at the monthly competitions.• Writing articles for the e-Flash.• Writing tutorials for the e-Flash.• Assisting with / hosting outings.• Assisting with / hosting workshops.• Assisting with / hosting tutorials. | <ul style="list-style-type: none">• Providing snacks and refreshments for informal meetings.• Organising a speaker or speaking yourself for either the informal or formal meetings.• Photographing the year-end function.• Organising the end of year function. |
|---|--|

NATIONAL SALON DATES	2024
6de Brandpunt Fotoklub Nasionale Digitale Salon	9 March
2 nd Swartland International Salon	16 March
PECC International Audio Visual Festival	21 March
7 th PSSA International Salon	13 April
1 st Cape Photographers Print Salon	20 April
1 st IPC PDI Salon	20 April
Edenvale National Salon	4 May
Kroonstad Fotoklub Life in Mono	18 May
Amber AV International Salon	31 May
Visit www.pssa.co.za for more information and entry forms.	

All salon results administered by Photovault are registered automatically by the system. Please ensure correctness of your details in Photovault regularly. Those salons, not using Photovault still need to be captured manually. Contact Sonja de Klerk if there are any discrepancies, at ppsannouncements@gmail.com

We would like to motivate all members to take part in the PSSA salon and international scene where possible. Advancement from 3-star and 4-star require a few salon acceptances. The salon acceptances that are used to calculate promotions have a cut-off date 14 days before the meeting, to allow the competition secretary to update files. Acceptances after this date will be considered the next month.



SALON ACCEPTANCES

Bloemfontein Camera Club Salon

Hendrik Grobbelaar

Red bishop
Red Dragonfly
The Window to your soul
A kind of magic
Gariiep sunrise 2

Sonja De Klerk

Cherry smoke COM
Steamed fork COM
A mouthful
My lookout point

Casper van Eck

Morning Has Broken

Boshoff Steenekamp

Jackal on the hunt
Swallow tailed bee-eater in-flight COM



Santie van Eck

Not all those who wander are lost COM



Bloemfontein Camera Club Salon

Giuseppe Carbonatto

Movement
Dunes
Putting out to sea
The Wreck

OTRCC 3rd National Digital Salon

Sonja De Klerk

Lunch time
Dig deep
Peaceful

Hendrik Grobbelaar

Red Dragonfly

Casper van Eck

Hunter Gatherers
Search for Meaning

Santie van Eck

Not all those who wander are lost

INTERNATIONAL SALON ACCEPTANCES

Bruno Engel

Open Belgium Photographic Contest 2023

Quit morning in Mana pools

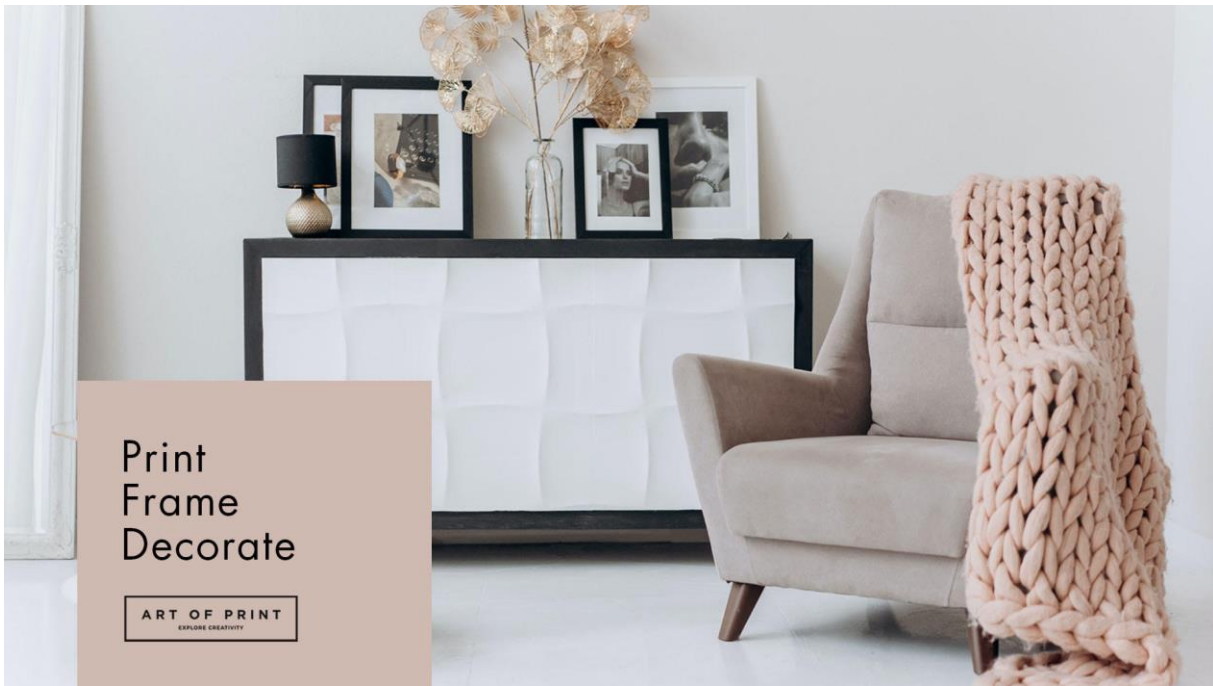
Maitland International Salon of Photography 2024

The racing car

37th Photo de Riedisheim Salon

Dead tree in the sunset
Quit morning in Mana pools

Outdoor Photo:



Contact Nr: (012) 348 3693/ www.outdoorphoto.co.za

President's Page - Thelma van der Schyff

The end of the photo essay?

For a number of years we have taken part in photo essays.

We saw wonderful presentations with beautiful and striking photo's telling a story.

We started off with printed books, that were judged by external judges from other clubs. The ingenuity of these essays was mind boggling and inspiring. These books also proved to be awesome coffee table books, that you probably wouldn't have had if you simply had to do it for yourself. That was a huge plus point for photo essays.

The logistics were fairly difficult to handle. The organiser first had to get the members inspired to take part and make these books. Then judges had to be procured. In itself it wasn't too difficult, but they often stayed some distance away from where the organiser was, and this resulted in travelling to different corners of our Jacaranda City. Then the books again had to be collected and their marks had to be adjudicated to get the winning scores.

Later all known systems at PPS were changed (due to Mr Covid, the dear old soul) that moved everything to electronic format and that in turn, also impacted on the photo essays.

So, the last entries were all electronic, which could be emailed to the judges, which weren't confined to Pretoria. That then widened the horizons and we could get more input and guidance from outside the jacaranda curtain.

One has to take into account that something can reach a point where it needs to be put to rest for a while. This is what is going to happen with our photo essays for now. It will be embarked upon again in future, but for now we are looking towards another challenge.....telling a story with only a few images, not the twenty needed for a photo book.

We need to keep the creativity going. The idea of less is more, is of importance here.

A story can still be have a punch when told in the minimum of images.

Let us start off with a diptych.

That is when two separate images are placed side by side. It can be of the same subject or two different subjects, but it is good if there is a common factor between them.



The next step will be the triptych. Triptych is the same concept but with three photos. Experience the flow of the three images below.



Photographers are partial to series of photo's in telling a story by creating a narrative. A photo series can evoke emotion, raise awareness and capture imagination.

Let your imaginations go in the meantime, as we are definitely going to work this into our yearly actions.

May you be filled with inspiration to create beautiful images.

Regards

Thelma

PS: Further to our selfies last month, another creative one – guess who?



Looking back on our history with photo essays

The history of the photo essay at PPS was first introduced to the club by Terry Meyer who was also PPS Vice president for some time. He was a consultant in leadership and strategy and strived to blend local and global academic thought leadership with extensive practical experience.



Terry Meyer

He felt we must do more with our passion and love for photography and create something that can be physically held in hand, telling a story and leaving something behind for our friends and family.

His photo books that he made were thought provoking. This proved that you can create a strong story with the minimum of photo's.

This presentation was called "The fragile mind"





These six photos are so impactful it still touches my soul when I look at them. Terry's passing is a great loss. However, the legacy lives on in the work the members produced and are still doing.

A small selection of the books PPS produced:




Beach Art

Pine Pienaar

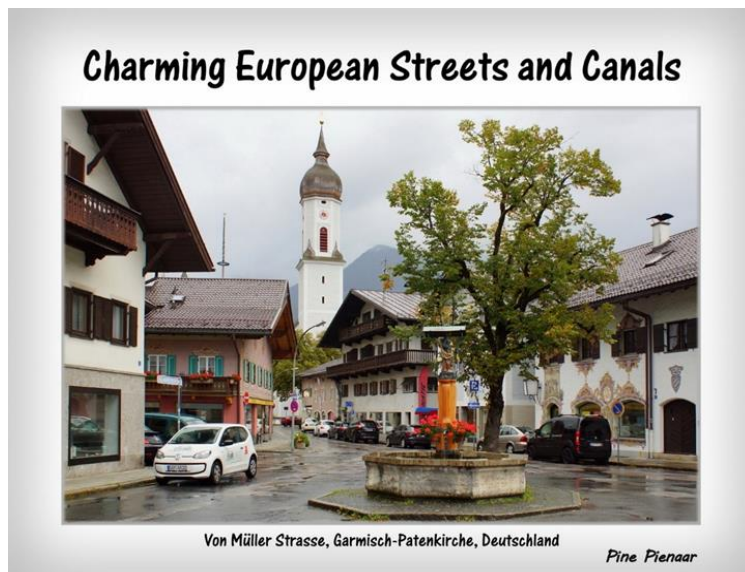



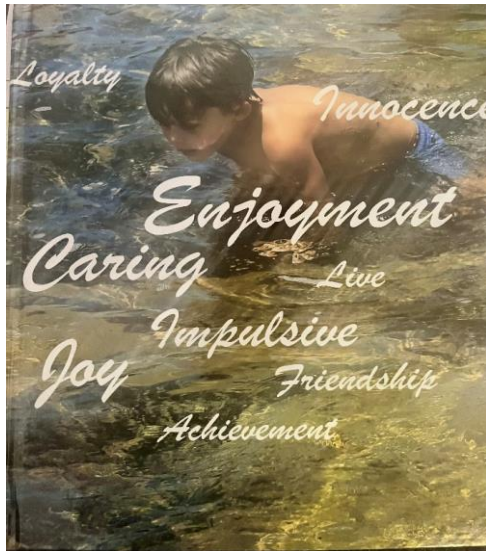
The Valencia
City of Arts and Science



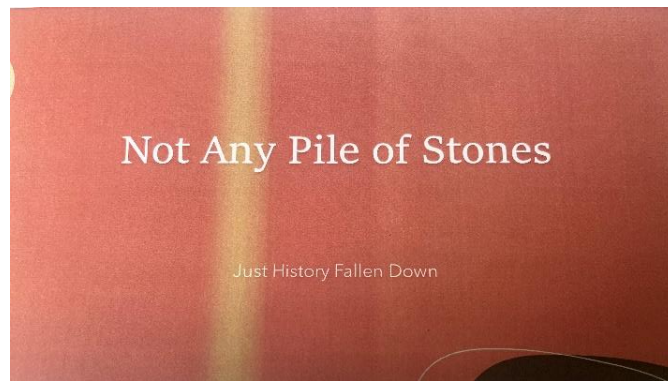


Monochrome: Playing with shadow and lights






Essay on emotions



Essay on Stonehenge



Refraction photographs

Photo essays will always remind us of places and occasions that were special to us and that we chose to capture in books to be shared with others.

Winning Photos February 2024:



*Best 1 Star:
Familiar chat taking off
Boshoff Steenekamp*

*Best 4 Star:
Racing and loving it
Johan Ver Loren
van Themaat*





*Best 3 Star:
Pretty in Pink
Christelle Swart*



*Best 2 Star
COM &
Best Junior:
Peaches and cream
Fransie Stevens*



*Best 5 Star
COM &
Best Senior:
A kind of magic
Hendrik Grobbelaar*


*Good open:
Moving heaven and earth
Fransie Stevens*

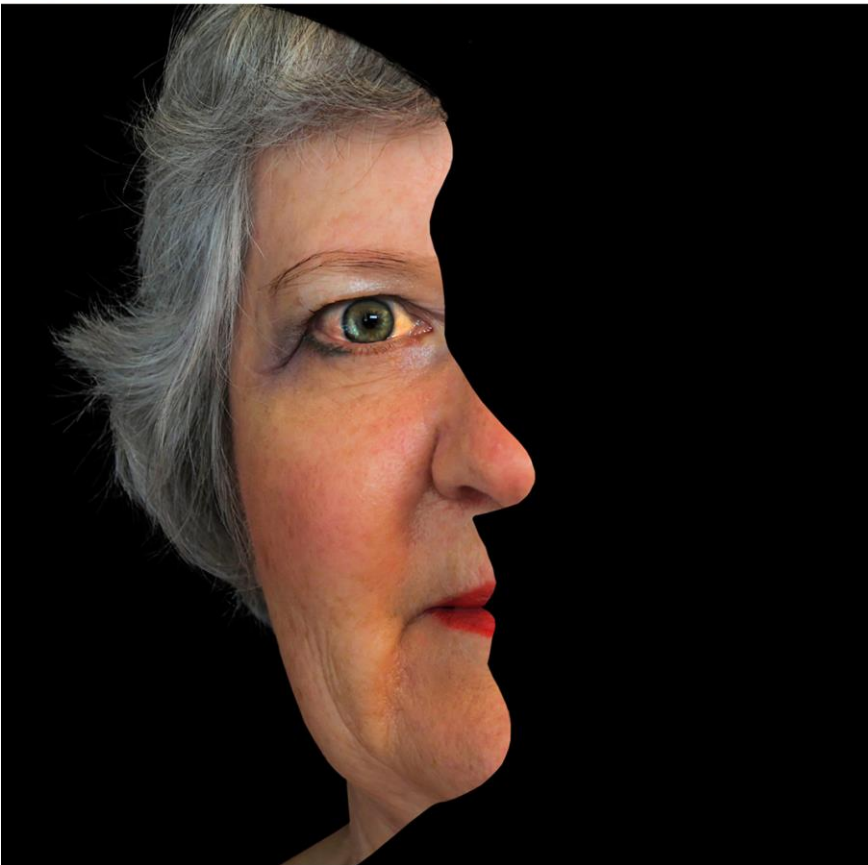




*Best Set Subject
Brugges
Bill Zurich*

*Good Set Subject:
Blue hour
in Kaapsehoop
Brigitte Hansen*





Visual Art

*Elephant tree
Hendrik Grobbelaar*

*Duplicity
Linda Martin*



*Please visit my rose
Tony Roberts*



*Lookout point
George Stevens*



*Testing the water
Sonja de Klerk*



*Regal Kgalagadi Lion
Johan Hosten*




*A mouthful
Sonja de Klerk*



*Natures triangle
Marianne Ver Loren
van Themaat*

*Yin Yang
Johan Hosten*





Singing in the rain
Tony Roberts

Racing down the hill
Hendrik Grobbelaar



Article:

Namaqualand flower hike

For many years I wanted to photograph the flowers in Namaqualand, but I was not prepared to be forced to plan years ahead while not sure the flowers will be good.

I did the NAM 100 hike in 2021 and when the same group advertised the Namaqua Schaap River Canyon Hike for 2023, it was a dream coming true. The hike was during the Namaqualand's flower season.

The hike started at Nigramoep on the guest farm, Slow Living. The next time I visit Nigramoep, it will be for the 2nd time. I have never been in this area before, apart from a quick visit to Kleinsee and various visits to Springbok. If you are not familiar with the Goegap Nature Reserve just outside Springbok, please add the reserve to your list of places to visit. The flowers were absolutely spectacular and such a contrast to my previous visit to the reserve, which was during a very dry season.



We started the 4-day hike on a very misty morning which added drama to the beautiful flowers. It was an easy hike down into the canyon. I did not know what to expect of the Schaap River Canyon but what a surprise. It exceeded all expectations and it is a proper canyon.



After about 18km hike for the 1st day, we arrived at our base camp in the canyon. As always, the campsite is much more than what one expected. My previous canyon hikes, Fish River and Naukluft, your bed is under the stars. Although that was also magic and special, the luxury of four hot showers and actual toilets (not a bush) – was well received. The camp is a temporary camp but well-constructed, mascot included.



The next three days involved various hikes from the base camp and back. Every day was special and surprisingly different. The group included 16 ladies and one man. Guys what is going on?! Where are the male hikers?

The flowers and plants in the canyon even surprised the guides and at various occasions they indicated the canyon is not always this colourful and green. The recent flooding in the canyon, resulted that the canyon is open with many water pools. Suzette, the canyon's own water nymph enjoyed the pools and lost another pair of crocs to the canyon. The water slides were also refreshing during the lunch breaks.



Every day we hiked between 14 – 18 km which did not always allow time for proper photo shoots as you need to follow the guides because the route is not marked. Getting lost in the canyon was not an option for me. But I got enough photos for a coffee table photobook to “hike” again from the couch in the years to come.

Arriving back at the farm after the 4-day hike, we explored the canyon from the top. It is always a proud and good feeling knowing that your footprints are down there.



The hike fulfilled the promise of beautiful flowers all the way – every day. The earth laughed in flowers.



Lightroom Classic Tips - Edited by Linda Martin

The following tricks will help speed up your editing in Lightroom Classic and make your processing more efficient.

1. **Double-click to zero sliders:**

To reset any adjustment quickly and precisely in the Develop module, double-click on a slider and it will automatically reset to the default position.

2. **Double-click on panel titles to reset sections:**

To reset entire sections of adjustment sliders in the Develop module, double-click on the section heading. Easy!

3. **Click & drag the Histogram to adjust each luminance:**

Hover your cursor over the desired luminance section of the Histogram (blacks, highlights, shadows, etc.) and then click and drag to the left or right to adjust each luminance.

4. **Adjust sliders with your keyboard arrows:**

You can easily move adjustment sliders up and down by placing your mouse cursor over any of the sliders in the Develop module and then using the up and down arrows on your keyboard. You can also hold Shift + up/down arrows to move the sliders in greater increments.

5. **Convert any slider to a black & white mask using the 'Alt' key:**

Holding down the 'Alt' key while adjusting any slider instantly converts the image to a black and white mask.

6. **Hit the "J" key for highlight and shadow clipping:**

Hitting the J key on your keyboard displays areas in the photo where shadows or highlights have lost detail. Highlight clipping shows up in red, and shadow clipping is displayed in blue.

Just a few Hints to speed up workflow!

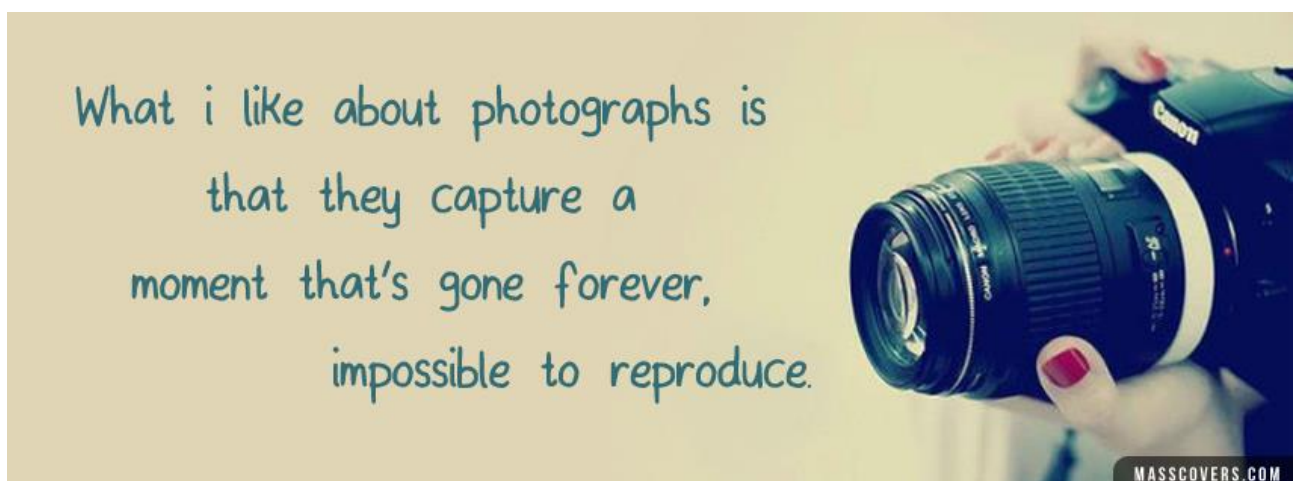


PHOTO CAFÉ 2023/2024	
SEPTEMBER 2023	OCTOBER 2023
5 September Photo Essay presentations and announcing of winners	3 October Photo Stacking demo by Tony Roberts Rear Front sink flashing by Giuseppe Carbonatto
NOVEMBER 2023	FEBRUARY 2024
7 November Guest speaker: Neville Peterson - Industrial Photographer Francois Venter - Criterium and tips regarding salons	6 February John Dreyer: An expert on drones.

OUTINGS/ WORKSHOPS/ PHOTO OPPORTUNITIES 2023/2024	
SEPTEMBER 2023	SEPTEMBER 2023
3 September Fire event: Dea ex Machina – Tony Roberts	9 September - Flower workshop - Jan Cillierpark: 19 September - Rhino of the Mapungubwe Ballet rehearsal 30 September – Klitsgras Drum Beating
OCTOBER 2023	DECEMBER 2023
13 October Gentle Introduction to Drag Hunting at the Inanda Country Base	13 December Queen Ballet - Monte Casino
MARCH 2024 The Mercedes Benz Club - 40th Jubilee Run to the Voortrekker Monument 17 March 2024 from 09:00 to 11:30 Old and new Mercedes Benz vehicles will be present. The idea is to have photos taken of the vehicles and members against the beautiful backdrop that is the monument and its grounds.	

PPS Birthday list:

January	February
Marianne Ver Loren van Themaat 1	Vanessa Price 6
Gerrit van Rooyen 19	Gurling Bothma 18
March	April
Christelle Swart 6	Casper van Eck 11
Rudi Pothas 13	Carina Munday 24
Fransie Stevens 21	
Linda Martin 22	
May	June
Boshoff Steenekamp 16	Suretha du Plessis 11
Detlef Basel 23	Jing Chen 13
Frans Fouché 30	Joan Fouché 16
	Lloyd Munday 18
	Marius Coetzee 30
July	August
Diana van de Wiel 4	Tony Roberts 6
Robin Miles 9	Cat Schramm 9
Johan Ver Loren van Themaat 21	Sonja de Klerk 10
	Bill Zurich 16
	George Stevens 16
	Almari Coetzee 17
	Ann Roberts 23
	Brigitte Hansen 25
September	October
	John Tapuch 1
	Thelma van der Schyff 8
	Huan Zhongjie 12
	Chantelle J v Rensburg 24
November	December
Santie van Eck 6	Giuseppe Carbonatto 1
Johan Hosten 9	Hendrik Grobbelaar 24
Karin du Toit 11	Pine Pienaar 26
Giel du Toit 15	Ann Williams 29
Frans Mohr 21	Marlene Birkholtz 31
Bruno Engel 21	

Please send your date of birth to Joan Fouché if your name is not on the list.