

# eFLASH



AUGUST 2025

[WWW.PRETORIAPHOTOGRAPHIC.CO.ZA](http://WWW.PRETORIAPHOTOGRAPHIC.CO.ZA)

Timeless Silence  
Carina Munday



Sabota Lark lunchtime  
Charles Costello



Smoke it  
Sonja de Klerk  
Best Open



Stormy mountains  
Joan Fouché





## PRETORIA PHOTOGRAPHIC SOCIETY

[www.pretoriaphotographic.co.za](http://www.pretoriaphotographic.co.za)

Photo-Vault-Online Entries

[www.photovaultonline.com](http://www.photovaultonline.com)

### COMMITTEE MEMBERS

President/Formal Meetings/Public Relations	Thelma v.d. Schyff	president@pretoriaphotographic.co.za thelma@aeternoplanning.com	082 784 0392
Vice President/Internal Liaison/ New Members	Pine Pienaar	pienaar459@gmail.com	076 833 6613
Informal Meetings / Photo Café	Santie van Eck	santie@wildspanhunting.com	076 733 4466
General Secretary Competition Secretary	Sonja de Klerk	ppsannouncements@gmail.com sonsdeklerk@gmail.com	082 778 9249
Treasurer Finances/Membership	Frans Mohr	pps.finances@gmail.com	083 227 8676
Website/Social Media	Carina Munday	carina.munday@gmail.com	082 322 9895
Special Interest groups	Santie van Eck	santie@wildspanhunting.com	076 733 4466
Photovault Team/ TOP	Karin du Toit Boshoff Steenekamp	pvo@pretoriaphotographic.co.za	082 5009301 083 633 9063
Outings/Workshops	Giuseppe Carbonatto	outings@pretoriaphotographic.co.za	082 332 5748
e-Flash Editor	Joan Fouché	joan.fotracon@gmail.com	082 410 7678
Refreshments	Diana van de Wiel	eswdiana@gmail.com	083 527 8237

ORGANISATION	WEB-SITE LINK
Steve's Digicams (Reviews)	<a href="http://www.steves-digicams.com">www.steves-digicams.com</a>
Digital photography review	<a href="http://www.dpreview.com">www.dpreview.com</a>
Photoanswers (Practical Photography)	<a href="http://www.photoanswers.co.uk">www.photoanswers.co.uk</a>



PPS is affiliated with PSSA

INDEX	Pg.
WHAT'S HAPPENING	3
PROMOTIONS	3
END OF YEAR CATEGORIES	4
SET SUBJECTS 2025	5
ENTRIES FOR CLUB COMPETITONS	5
RULES FOR OUTINGS AND INNINGS	5
SERVICE TO THE CLUB	5
NATIONAL SALON DATES	6
SALON ACCEPTANCES	7
OUTDOOR PHOTO ADVERTISEMENT	8
PRESIDENT'S PAGE: Thelma v.d. Schyff	9
Annual Photo Essay Competition 2025	12
PHOTOGRAPHS: Winners July 2025	15
ARTICLES: Splash photography – Ancia du Plessis	23
Photo stacking in macro and flower photography – Joan Fouché	25
How to take professional product photos on a white background - Shopify	27
PPS BIRTHDAY LIST	29

## NEW MEMBERS

Pine Pienaar our Vice President is the contact for answers on new membership and the workings of the Pretoria Photographic Society. Contact Pine at [pienaar459@gmail.com](mailto:pienaar459@gmail.com)

As per usual, the annual subscription fees are reduced by half for members who join after March.

## WHAT'S HAPPENING

<b>5 August 2025</b> <b>Hybrid meeting</b>	Photo Café Meeting@ NG Church Lynwood Sussex Avenue 18H30
<b>19 August 2025</b> <b>Hybrid meeting</b>	Formal Meeting @ NG Church Lynwood Sussex Avenue 18H30
<b>Judges:</b> July 2025	Roelof Groesbeeck (Cent) Johan Hosten Pine Pienaar

## PROMOTIONS

PLEASE REMEMBER when you receive a promotion to update the Star Level on PhotovaultOnline before your next entry. These levels should just be a single digit: 1, 2, 3, 4, 5.

### KNOWING YOUR STATUS IN STAR RATING

Photovault can now generate this information. Please verify your rating to ensure that Photovault is correct. Please contact Sonja de Klerk at [sonsdeklerk@gmail.com](mailto:sonsdeklerk@gmail.com)

## END OF YEAR CATEGORIES 2025

The competition categories for the Junior and Senior streams are:

Landscapes	Outdoors scenes, seascapes, urban/cityscapes.
Visual Art Photography	Achieving an artistic effect through application of creative techniques.
Nature	Living, natural organisms (undomesticated) in their natural habitats. Plants and animals included. <b>Excluded:</b> Scenic/ landscapes/ cityscapes. <b><i>Images may not be manipulated and must conform to the PSSA Ethical Guidelines</i></b>
Macro and Floral	Includes both <b>Macro</b> (Close-up pictures of any subjects) and <b>Floral</b> (Flowers in their natural state or under controlled conditions)
Photojournalism	Newsworthy, story-telling pictures including sport. <b><i>Images may not be manipulated</i></b>
Portraits	Includes both Animal and Human portraits.
Pictorial	Open category. It includes Architecture.
Monochrome	In this category the subject is totally open. Colour images will be disqualified.
Best of the Year	All category winners will compete automatically
Most Versatile Author	Entrants shall submit a panel of five (5) images each selected from five (5) different categories.
Most Golds and COM's	The member who achieved the most Gold and COM awards in monthly competitions, as recorded in the results of the competitions
Article for e-flash	Most articles written for the e-Flash

SET SUBJECTS 2025		
MONTH	SET SUBJECT	DESCRIPTION
JANUARY	Rust	Own interpretation
FEBRUARY	Tattoos	Own interpretation
MARCH	Self-portrait telling us something of interest about you	
APRIL	Slow shutter speed	Own interpretation
MAY	Still life with something old/vintage	
JUNE	Emotions (Life, death, joy, anger)	
JULY	Creative – portray the title of a song from the 70's/80's	
AUGUST	Seasons	Own interpretation
SEPTEMBER	Abstract nature with rocks/sand patterns	
OCTOBER	Product photography for a commercial	

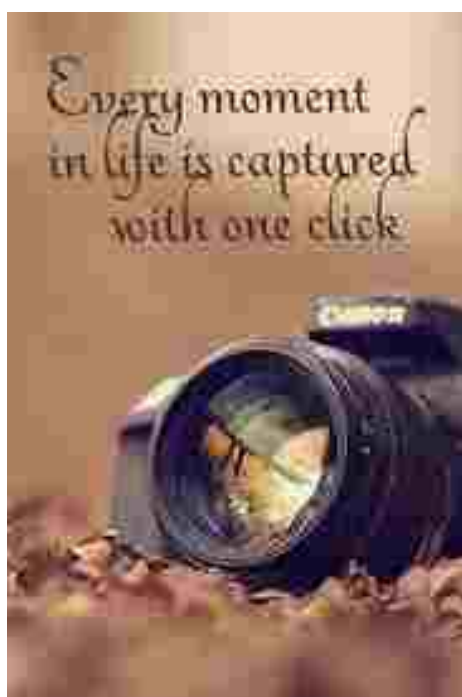
MONTHLY ENTRIES FOR CLUB COMPETITIONS:	
<p><b>Dear PPS club members</b></p> <p>When entering your photos for the formal evenings, could you please remember the following: Only members who have judged the previous month are allowed to enter more images.</p> <p>You are allowed <b>one entry</b> in the <b>SET SUBJECT</b></p>	<p>and <b>four entries</b> in either of the following categories:</p> <ol style="list-style-type: none"> <li><b>1. VISUAL ART</b></li> <li><b>2. NATURE OR PJ</b> according to PSSA rules</li> <li><b>3. OPEN</b> – Manipulation allowed</li> </ol>

SERVICE TO THE CLUB:	
<p>You can serve the club by providing two or more of the services listed below throughout the year. Remember you must provide <b>regular</b> service to the club for it to qualify.</p>	
<p><b>List of services:</b></p> <ul style="list-style-type: none"> <li>Judging at the monthly competitions.</li> <li>Writing articles for the e-Flash.</li> <li>Writing tutorials for the e-Flash.</li> <li>Assisting with / hosting outings.</li> <li>Assisting with / hosting workshops.</li> <li>Assisting with / hosting tutorials.</li> </ul>	<ul style="list-style-type: none"> <li>Providing snacks and refreshments for informal meetings.</li> <li>Organising a speaker or speaking yourself for either the informal or formal meetings.</li> <li>Photographing the year-end function.</li> <li>Organising the end of year function.</li> </ul>
<b>NATIONAL SALON DATES</b>	<b>2025</b>

NPC 30 <sup>th</sup> Birthday Celebration Salon	2 August 2025
28 <sup>th</sup> PSSA Up & Coming National Salon	9 August 2025
Sandton 10 <sup>th</sup> National digital Salon	16 August 2025
Durban Camera Club Digital Salon	30 August 2025
6 <sup>th</sup> PSSA Youth National Salon	6 September 2025
Western Cape Print Circuit	9 September 2025
Bloemfontein Camera Club Salon	13 September 2025
Camera Club of Johannesburg 90 <sup>th</sup> Anniversary	27 September 2025
2 <sup>nd</sup> Kroonstad Fotoklub life in Monochrome PDI Salon	11 October 2025
7 <sup>th</sup> Rustenburg National Digital Salon	25 October 2025
2 <sup>nd</sup> F-Stop Salon	8 November 2025
Vanderbijlparkse Fotografiese Vereniging Digital Salon	15 November 2025
Visit <a href="http://www.pssa.co.za">www.pssa.co.za</a> for more information and entry forms.	

All salon results administered by Photovault are registered automatically by the system. Please ensure correctness of your details in Photovault regularly. Those salons, not using Photovault still need to be captured manually. Contact Sonja de Klerk if there are any discrepancies, at [ppsannouncements@gmail.com](mailto:ppsannouncements@gmail.com)

We would like to motivate all members to take part in the PSSA salon and international scene where possible. Advancement from 3-star and 4-star require a few salon acceptances. The salon acceptances that are used to calculate promotions have a cut-off date 14 days before the meeting, to allow the competition secretary to update files. Acceptances after this date will be considered the next month.





## SALON ACCEPTANCES

### TAF 14th Print & PDI Salon - 2025

**Giuseppe Carbonatto**

Certificate of Merit Vulture

Tasty termites

Raiding the klip dagga

Up high

Never give up



Float like a butterfly

**Sonja de Klerk**

Tails up

The sugar falls

High five

The compact

Mm

**Boshoff Steenekamp**

Tenderness on the wire

### 1st Ballito Photo Club National Salon

**Giuseppe Carbonatto**

Scanning the surface

Not letting go

Up high

**Sonja de Klerk**

Only purple for this bee

Coriander coriander

Smoke it

Spice it up

Mm

Flying parts

### 3rd Kriel Foto Club Salon

**Giuseppe Carbonatto**

Nothing here

Impala fawn

Its a Try

**Sonja de Klerk**

Certificate of Merit Doing it in style

Cord ordeal

### 5th Witzenberg Photographic Society Salon

**Giuseppe Carbonatto**

Up high

Not letting go

Never give up

Scanning the surface

**Sonja de Klerk**

This is fun

### 27th National "Up-and-Coming" Photographic Competition (2025)

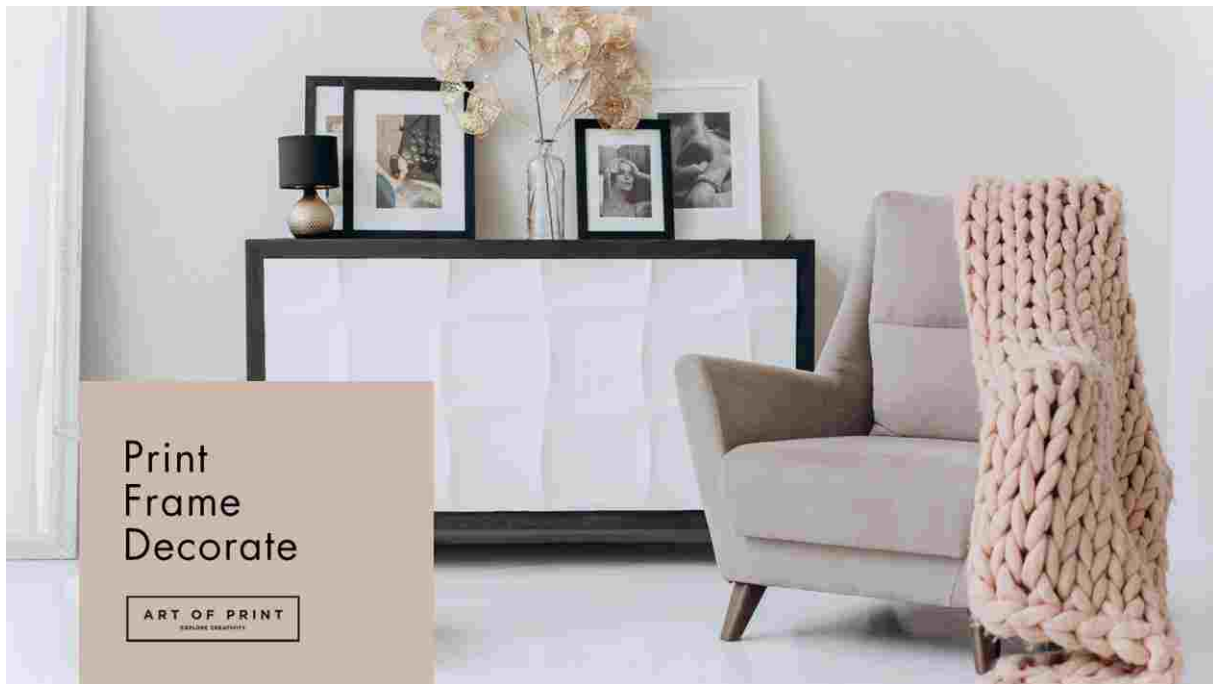
**Karin du Toit**

Not much light left



Grand Finale

## Outdoor Photo:



Contact Nr: (012) 348 3693/[www.outdoorphoto.co.za](http://www.outdoorphoto.co.za)



# President's Page - Thelma van der Schyff

## IS IT A BIRD, IS IT A PLANE.....IS IT SOMETHING I RECOGNISE?

You find your realists, your dreamers, your outside-the-box thinkers, your adventurers, your cowboys, your stubborn \*&^%\$#, the list can go on.

Then you find your abstract admirers. Who says a woman needs only two eyes? Who says an elephant cannot have legs reaching up and up, thin like match sticks? Who says I cannot see a lion in a painting named "The fragile one?"


Many people cannot find any useful meaning in an abstract painting. Then there are those who claim to find value in blocks/circles/lines.....



The rule of abstract is **emphasis**. Abstract is art that does not aim to represent reality. The viewer can look at an abstract artwork and choose his/her own interpretation and focal point. It focuses on basic elements like shape, colour and composition.



*Paul Cezanne – abstract landscape*



*Piet Mondrian – total non-representational forms*


Abstract art in nature, particularly involving rocks and sand, can be found in various forms, including natural patterns created by geological processes, artist-created land art, and the incorporation of these materials into paintings and sculptures. **The textures and colours of rocks and sand, along with the way they interact with light and shadow, offer a rich palette for abstract expression.**

Erosion and sedimentation, create intricate and beautiful patterns in rocks and sand. Layers of different coloured sediment, the shapes of eroded rock faces, and the patterns left by water or wind on sand dunes can all be seen as natural abstract art.



shutterstock.com • 2612329119

The movement of tides and waves on beaches creates fascinating abstract patterns in the sand. These patterns can be further enhanced by the presence of shells, pebbles, and other natural elements.



The repeating patterns can be seen in the branching structures of river deltas, the wavy lines of wind-swept sand dunes, and the layered textures of rock formations.



Our country is full of the most beautiful scenery. One must only learn to look and then to see. See the small patterns left by retreating waves. See the sharp rock points that were formed through erosion. Go into quiet mode and really look.

Then you will see it

Happy looking

Thelma

# 2025 PPS ANNUAL PHOTO STORY COMPETITION

PPS members are reminded of this exiting and creative annual competition. You are requested to timeously start considering the topic of your entry and to collate a set of applicable images for your presentation. Images will be entered on a PhotoVault portal. On the evening of the presentation the images of each entry will be displayed on the screen and each participant will briefly relate the story.

## Important Dates

19 August 2025: Activation of the PhotoVault portal for submission of the images.

30 August at midnight: Closing date for submissions.

2 September: Presentation of entries by participants at the Photo Café meeting.

## Examples of Themes for your Story

The Photo Story will consist of an **album of 4 to 6 related images** that converse an interesting story. Examples of themes that could be considered:

- Human behaviour, animal behaviour, pet behaviour, environmental occurrences, sports actions, etc. The set of images should be captured at the same spot or in the immediate surrounding related to the occurrence.
- A thematic set of images that relate an interesting, humoristic, or educational story, for example flowers, plants, bridges, doors, windows, etc. Funny situations, graffiti, etc. All images must contribute to the storyline.

## Format and Rules of the Competition

A **minimum of 4** and a **maximum of 6** images per album.

Only one entry per member.

The first image must contain an appropriate **title** for the album. Consecutive images may contain **brief subtitles** to further highlight the story.

The digital size of each final image must be adjusted to no more than **1920 pixels wide** and **1080 pixels high**, with a maximum size of **2MB**. The album may contain a mix of portrait and landscape images. The aspect ratio of the images may vary.

All entries will be presented at the September Photo Café. Participants will be requested to present their albums, with a time restriction of about 4 minutes. The winners will be selected by popular vote of the audience.

Entries must be submitted via a designated PhotoVault portal. The portal will be activated 2 weeks prior to the date of the competition and will close on the Saturday at midnight preceding the Photo Café meeting.

I hope that you will enjoy participating in this unique photographic experience.

Please contact me if you have any questions.

Pine Pienaar

PPS Vice President

[pienaar459@gmail.com](mailto:pienaar459@gmail.com)

**Attached:** Summary of the winners and the participants of the 2024 Photo Story Competition



**WINNER:**  
**CHRISTELLE**  
**(PISCES OF ME)**



**ICED OVER**



**BLACK INK**



**WRAPPED UP**



**FINALLY**


**RUNNER-UP: BOSHOFF (THE HUNT)**



## TITLE IMAGES OF THE REMAINING ENTRIES



**TONY**




**GERRIT**



**PINE**



**FRANSIE**



**JOHAN**



**GEORGE**



**MARY-ANN**



**JOHN**



**LINDA**



**GIUSEPPE**



**THELMA**




# Winning Images July 2025



*Best Set Subject:  
If I could  
turn back time  
Sonja de Klerk*

*Good Set Subject  
Girls just  
wanna have fun  
Fransie Stevens*

*Good Set Subject  
Time in a bottle  
Karin du Toit*





*Best 3 Star  
Best Nature  
& Best Junior:  
Timeless Silence  
Carina Munday*

*Good Nature  
Majestic  
Santie van Eck*







*Best 4 Star:  
Aiming  
George Stevens*

*Good Nature  
Morning prayers  
Karin du Toit*





*Best 5 Star  
& Best Senior:  
For you the game is over  
Santie van Eck*

*Good Nature:  
Three banded plover  
Boshoff Steenekamp*







## Good Photos:



*Making a meal of it  
Mary-Ann Costello*

*Post defender  
Santie van Eck*





*Chomp champ  
Fransie stevens*

*Lazing about  
Giuseppe Carbonatto*








*Dried seed pod*  
*Gerrit van Rooyen*




*Delicate*  
*Sonja de Klerk*

*Silent Fisherman*  
*Santie van Eck*



## Visual Art:



*Best Visual Art:  
Steel Mandala  
Linda Martin*

*Converse was here  
Kagiso Langa*



*Good Open  
Mm  
Sonja de Klerk*



## Articles:

# Splash Photography - Ancia du Plessis

### July Photo Café

Ancia du Plessis from Bosveld Photography Club demonstrated Splash Photography at the July Photo Café. Ancia is the Chairperson of BFK.

She used the Splash Art kit and provided several creative splash photographs during the demo.

Every photo is a surprise and once you start, it is difficult to decide when to stop the experiment.

The 1<sup>st</sup> four images were taken at the Photo Café. The last 2 images are examples of using the medic drip method.

PPS thanks Ancia for her time and effort to do the demo at PPS.







# Photo stacking in macro and flower photography – Joan Fouché

I will try to explain the different steps that I am taking to get a sharp image for club entries.

1. Take several images of the subject and focus on different points of the subject.

In the first photo the focus is on the stem and the seeds in the casing and in the second photo the focus is on the loose coming seeds and the top.



Photo 1



Photo 2

2. Crop and sharpen the photos.




Photo 1



Photo 2

3. Use photo 1 as the background photo. You can change it in photoshop to layer 1.
4. Add photo 2. This will be layer 2.
5. Select the loose coming seeds from photo 2 and form a new layer.



6. Close photo 2 in photoshop and open photo 1, as well as the layer.
7. Make sure that the layer is sharp enough to fit the image. In this case the layer was not as sharp as photo 1. Close all the layers except the selected loose coming seeds and sharpen it.
8. Open the background and try to fit the loose coming seeds to the background.
9. When you are satisfied with the result, make a JPEG photo.



10. Open the JPEG photo and remove anything that should not be in your photo.



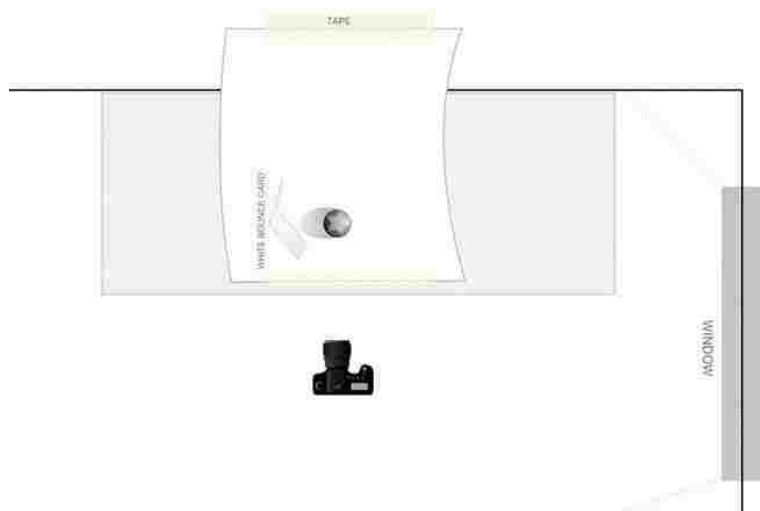
11. The final result.



# How to take professional product photos on a white background - Shopify

High-quality product photos can significantly boost your customers' confidence in your offerings. While photo editing is important, the foundation of great product photography lies in the initial shoot. Let us walk through the step-by-step process for capturing professional-grade product photos.

## Step 1: Set up your table



Optimal arrangement for your product photography setup.

With your gear assembled, it is time to create your shooting area:

Position your table close to a window, without intersecting the windowsill's shadow.

Start with the window at a 90-degree angle to your setup.

The closer you are to the window and the larger it is, the softer your light will be.

Key tip: Turn off all other lights in the room to avoid contaminating your set—a common mistake many beginners make.

Experiment with different setups:

- Try rotating your set so the window is at a 45-degree angle.
- Position the window directly facing your set for varied natural lighting effects.
- For food photography, consider placing the window behind your setup for a dramatic effect.
- A garage with an open door can mimic window light without glass interference.

Avoid direct sunlight on your set, as it creates harsh shadows unflattering to most products and people.



A simple yet effective product photography setup, including a tripod-mounted camera and strategically placed foam board reflectors.

#### Step 2: Set your sweep

A sweep is a crucial element in any photoshoot. It is a single piece of material, typically white paper or fabric, that curves smoothly from a vertical position to a horizontal one. This seamless transition eliminates sharp corners or blemishes in the background, creating a clean, professional look for your product photos.

To set up your sweep:

- Position the top of the sweep material vertically, then let it curve gently onto the horizontal surface of your table.
- You may need to gently roll the board to achieve the right curvature.
- The goal is to create a smooth, uninterrupted background that transitions from behind your product to underneath it.

Setup options:

- If possible, place the table against a wall and tape the sweep to both the wall and table.
- Without a wall, create a support for the back of the sweep using bricks or a wooden block.

Position your product in the centre of the flat part of the sweep, leaving room to add a white reflector card later. This setup will ensure your products appear to float in a clean, distraction-free environment, drawing all attention to the item you are showcasing.

Reference: <https://www.shopify.com/za/blog/12206313-the-ultimate-diy-guide-to-beautiful-product-photography>

# PPS Birthday list:

January	February
Marianne Ver Loren van Themaat 1	
Mary-Anne Costello 4	
Gerrit van Rooyen 19	
March	April
Christelle Swart 6	Nicole Rowe 6
Fransie Stevens 21	Casper van Eck 11
Linda Martin 22	Carina Munday 24
Charles Costello 30	
May	June
Boshoff Steenekamp 16	Joan Fouché 16
Detlef Basel 23	Lloyd Munday 18
Frans Fouché 30	
Marius Coetzee 30	
July	August
Diana van de Wiel 4	Tony Roberts 6
Kagiso Langa 8	Sonja de Klerk 10
Robin Miles 9	Lee Hutton 15
Johan Ver Loren van Themaat 21	George Stevens 16
	Johan von Willich 21
	Ann Roberts 23
	Brigitte Hansen 25
	Bibi Andrews 27
	Petra Haselmaier
September	October
Chantelle J van Rensburg 24	John Tapuch 1
	Ken van Wyk 5
	Thelma van der Schyff 8
	Huan Zhongjie 12
November	December
Santie van Eck 6	Giuseppe Carbonatto 1
Johan Hosten 9	Pine Pienaar 26
Karin du Toit 11	
Giel du Toit 15	
Frans Mohr 21	

Please send your date of birth to Joan Fouché if your name is not on the list.