


e FLASH



JUNE 2025

WWW.PRETORIAPHOTOGRAPHIC.CO.ZA

Never give up
Giuseppe Carbonatto



Nothing here
Giuseppe Carbonatto



Searching for Friday
Fransie Stevens





PRETORIA PHOTOGRAPHIC SOCIETY

www.pretoriaphotographic.co.za

Photo-Vault-Online Entries

www.photovaultonline.com

COMMITTEE MEMBERS

President/Formal Meetings/Public Relations	Thelma v.d. Schyff	president@pretoriaphotographic.co.za thelma@aeternoplanning.com	082 784 0392
Vice President/Internal Liaison/ New Members	Pine Pienaar	pienaar459@gmail.com	076 833 6613
Informal Meetings / Photo Café	Santie van Eck	santie@wildspanhunting.com	076 733 4466
General Secretary Competition Secretary	Sonja de Klerk	ppsannouncements@gmail.com sonsdeklerk@gmail.com	082 778 9249
Treasurer Finances/Membership	Frans Mohr	pps.finances@gmail.com	083 227 8676
Website/Social Media	Carina Munday	carina.munday@gmail.com	082 322 9895
Special Interest groups	Santie van Eck	santie@wildspanhunting.com	076 733 4466
Photovault Team/ TOP	Karin du Toit Boshoff Steenekamp	pvo@pretoriaphotographic.co.za	082 5009301 083 633 9063
Outings/Workshops	Giuseppe Carbonatto	outings@pretoriaphotographic.co.za	082 332 5748
e-Flash Editor	Joan Fouché	joan.fotracon@gmail.com	082 410 7678
Refreshments	Diana van de Wiel	eswdiana@gmail.com	083 527 8237

ORGANISATION	WEB-SITE LINK
Steve's Digicams (Reviews)	www.steves-digicams.com
Digital photography review	www.dpreview.com
Photoanswers (Practical Photography)	www.photoanswers.co.uk



PPS is affiliated with PSSA

INDEX	page
WHAT'S HAPPENING	3
PROMOTIONS	3
END OF YEAR CATEGORIES	4
SET SUBJECTS 2025	5
ENTRIES FOR CLUB COMPETITONS	5
RULES FOR OUTINGS AND INNINGS	5
SERVICE TO THE CLUB	5
NATIONAL SALON DATES	6
SALON ACCEPTANCES	7
OUTDOOR PHOTO ADVERTISEMENT	8
PRESIDENT'S PAGE: Thelma v.d. Schyff Portray a song title of the 70's & 80's	9
Annual Photo Essay Competition 2025	12
PHOTOGRAPHS: Winners April 2025	15
ARTICLES: Tips and Tricks for Capturing Emotions in Photography	23
Abstract nature photos	28
PPS BIRTHDAY LIST	29

NEW MEMBERS

Pine Pienaar our Vice President is the contact for answers on new membership and the workings of the Pretoria Photographic Society. Contact Pine at pienaar459@gmail.com
As per usual, the annual subscription fees are reduced by half for members who join after March.

WHAT'S HAPPENING

3 June 2025 Hybrid meeting	Photo Café Meeting@ NG Church Lynwood Sussex Avenue 18H30
17 June 2025 Hybrid meeting	Formal Meeting @ NG Church Lynwood Sussex Avenue 18H30
Judges: May 2025	Francois Venter Marlene Birkholtz Sonja de Klerk

PROMOTIONS

Lloyd Munday 4* to 5*

CONGRATULATIONS!!!!

PLEASE REMEMBER when you receive a promotion to update the Star Level on PhotovaultOnline before your next entry. These levels should just be a single digit: 1, 2, 3, 4, 5.

KNOWING YOUR STATUS IN STAR RATING

Photovault can now generate this information. Please verify your rating to ensure that Photovault is correct. Please contact Sonja de Klerk at sonsdeklerk@gmail.com

END OF YEAR CATEGORIES 2025

The competition categories for the Junior and Senior streams are:

Landscapes	Outdoors scenes, seascapes, urban/cityscapes.
Visual Art Photography	Achieving an artistic effect through application of creative techniques.
Nature	Living, natural organisms (undomesticated) in their natural habitats. Plants and animals included. Excluded: Scenic/ landscapes/ cityscapes. <i>Images may not be manipulated and must conform to the PSSA Ethical Guidelines</i>
Macro and Floral	Includes both Macro (Close-up pictures of any subjects) and Floral (Flowers in their natural state or under controlled conditions)
Photojournalism	Newsworthy, story-telling pictures including sport. <i>Images may not be manipulated</i>
Portraits	Includes both Animal and Human portraits.
Pictorial	Open category. It includes Architecture.
Monochrome	In this category the subject is totally open. Colour images will be disqualified.
Best of the Year	All category winners will compete automatically
Most Versatile Author	Entrants shall submit a panel of five (5) images each selected from five (5) different categories.
Most Golds and COM's	The member who achieved the most Gold and COM awards in monthly competitions, as recorded in the results of the competitions
Article for e-flash	Most articles written for the e-Flash

SET SUBJECTS 2025		
MONTH	SET SUBJECT	DESCRIPTION
JANUARY	Rust	Own interpretation
FEBRUARY	Tattoos	Own interpretation
MARCH	Self-portrait telling us something of interest about you	
APRIL	Slow shutter speed	Own interpretation
MAY	Still life with something old/vintage	
JUNE	Emotions (Life, death, joy, anger)	
JULY	Creative – portray the title of a song from the 70's/80's	
AUGUST	Seasons	Own interpretation
SEPTEMBER	Abstract nature with rocks/sand patterns	
OCTOBER	Product photography for a commercial	

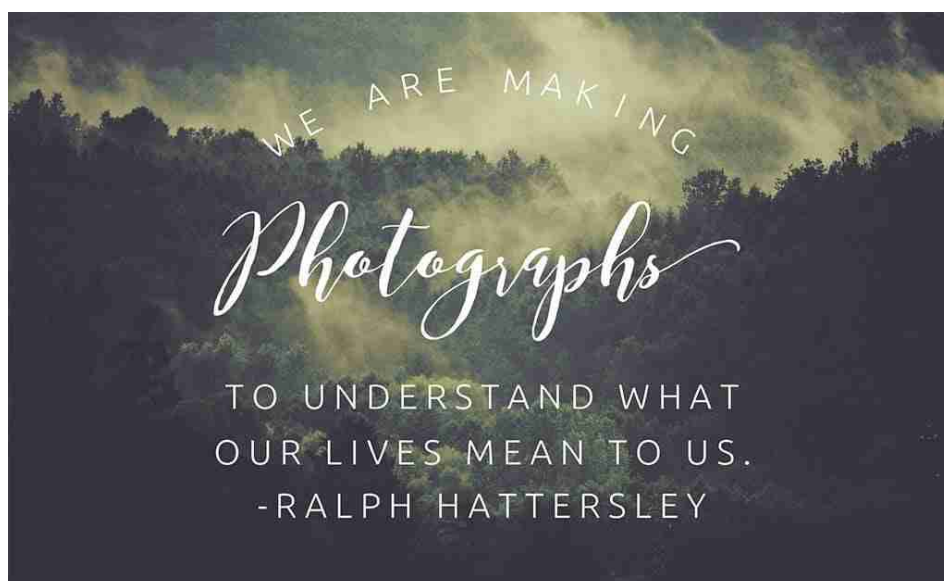
MONTHLY ENTRIES FOR CLUB COMPETITIONS:	
<p>Dear PPS club members</p> <p>When entering your photos for the formal evenings, could you please remember the following: Only members who have judged the previous month are allowed to enter more images.</p> <p>You are allowed one entry in the SET SUBJECT</p>	<p>and four entries in either of the following categories:</p> <ol style="list-style-type: none"> 1. VISUAL ART 2. NATURE OR PJ according to PSSA rules 3. OPEN – Manipulation allowed

SERVICE TO THE CLUB:	
<p>You can serve the club by providing two or more of the services listed below throughout the year. Remember you must provide regular service to the club for it to qualify.</p>	
<p>List of services:</p> <ul style="list-style-type: none"> Judging at the monthly competitions. Writing articles for the e-Flash. Writing tutorials for the e-Flash. Assisting with / hosting outings. Assisting with / hosting workshops. Assisting with / hosting tutorials. 	<ul style="list-style-type: none"> Providing snacks and refreshments for informal meetings. Organising a speaker or speaking yourself for either the informal or formal meetings. Photographing the year-end function. Organising the end of year function.

NATIONAL SALON DATES	2025
1 st Ballito Photo Club Salon	7 June 2025
TAF 14 th Print & PDI Salon	14 June 2025
PSSA 27 th UP & Coming Salon	21 June 2025
Amber Camera Club 2 nd International AV salon	1 July 2025
5 th Witzenberg Photographic Society Digital Print Salon	5 July 2025
9 th Danube Summer Circuit	15 July 2025
8 th Edenvale National Digital Salon	17 July 2025
NPC 30 th Birthday Celebration Salon	2 August 2025
28 th PSSA Up & Coming National Salon	9 August 2025
Sandton 10 th National digital Salon	16 August 2025
Durban Camera Club Digital Salon	30 August 2025
Visit www.pssa.co.za for more information and entry forms.	

All salon results administered by Photovault are registered automatically by the system. Please ensure correctness of your details in Photovault regularly. Those salons, not using Photovault still need to be captured manually. Contact Sonja de Klerk if there are any discrepancies, at ppsannouncements@gmail.com

We would like to motivate all members to take part in the PSSA salon and international scene where possible. Advancement from 3-star and 4-star require a few salon acceptances. The salon acceptances that are used to calculate promotions have a cut-off date 14 days before the meeting, to allow the competition secretary to update files. Acceptances after this date will be considered the next month.



SALON ACCEPTANCES

Hillcrest Camera Club

Giuseppe Carbonatto

Waiting in ambush

My passion

A Try



Inquisitive

Sonja de Klerk

A mums prayer

Yesterdays key to wealth

I am not sharing

Just another obstacle

Eye on the goal

Santie van Eck

Beautiful Butterfly

Eternal Journey

The Beauty of the Dragon

On Top of The World



I am Blue for You

Fransie Stevens

Reporting for duty



O no you spotted me

Paarl 7th National Salon

Giuseppe Carbonatto

Nothing here

Terrapin

Citrus Swallowtail

Grey billed hornbill

Going for gold COM

Sonja de Klerk

Cleaning house

Enjoy the swim

A natural garden

Lloyd Munday

Majestic Scavenger

Casper van Eck

Jumeirah Mosque 1

Khoi Cave

Santie van Eck

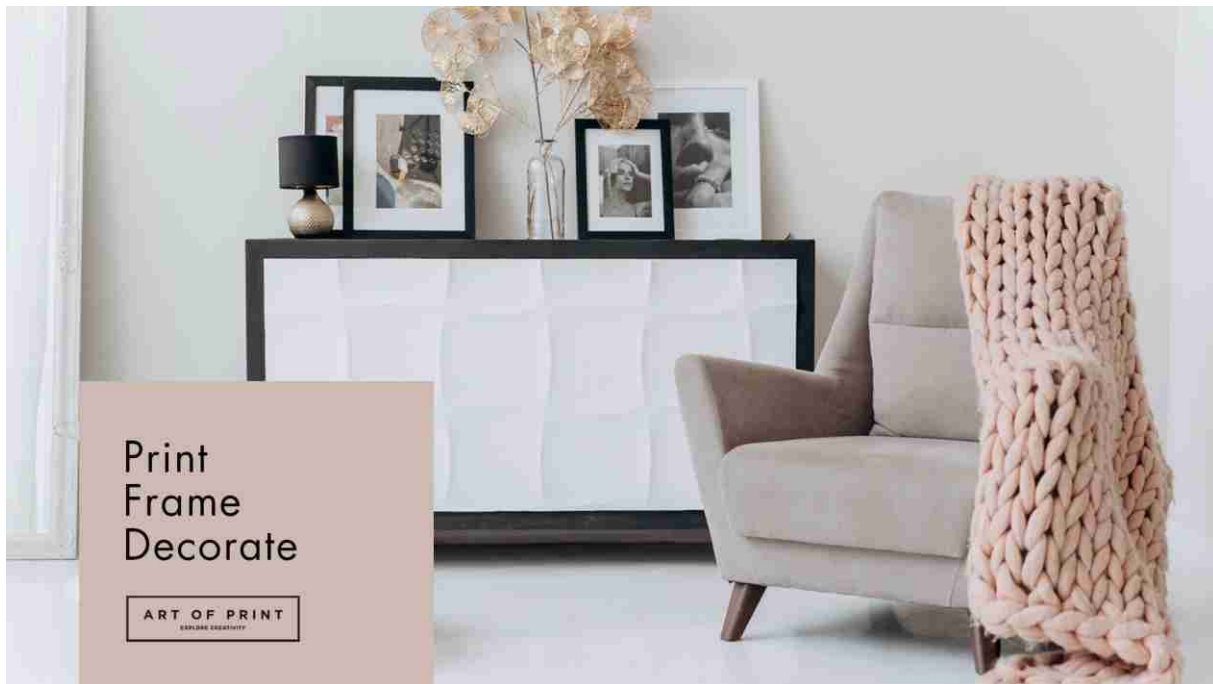
Tranquillity in stone

Dubai City of Distinction



Beautiful Butterfly

Outdoor Photo:



Contact Nr: (012) 348 3693/www.outdoorphoto.co.za

President's Page - Thelma van der Schyff

Portray a song title of the 70's and 80's

Just thinking about the 70's and 80's brings back nostalgia and good memories.

That is what music does. It touches the soul and transports you to "better" times.

Thinking back to that period, every person you ask will have a different tale to tell. Some will talk about economic and political shifts on a global scale. Others will remember armed conflicts and some will bring up the Vietnam war. Then there was also the end of the Cold War.

The everyday scene had men in shoulder length hair and non-traditional clothing. Personally, I had my share of bellbottom pants in granny print, hot pants, platform shoes and gypsy dresses.

On the music scene, a term that served as an umbrella, covering punk contemporary music, pop music, alternative dance, punk rock and many more, was "new wave". This would include a humorous or quirky pop approach, angular guitar riffs, jerky rhythms, the use of electronics, and a distinctive visual style in fashion.

Those were the days of robotic dancing, jittery high-pitched vocals, suits and big glasses. Do you remember?



Bands and songs from that era are still remembered and listened to today.

So that is why our Set Subject topic for July is going to be so much fun. You will have to enter a photo that will portray the title of a song of the 70's and 80's. Yeah baby!

I am presenting you with a little challenge this time. I present you with pictures and you try and find the title for each one.

(The answers are at the end of the article)



1.



2.



3.



4.



5.



6.



7.



8.



9.



10.

I hope you enjoy this journey in finding the song you would like to portray -I know you will venture through The Bee Gees, singing about staying alive, The Eagles being lyrical about Hotel California, Bob Dylan being his own nasal genius, Black Sabbath scaring parents trying to block their kid's ears and eyes.

Whatever you decide to show us, it will be a great journey through the universal language of music. Cannot wait to see your cracking' images

Have fun while doing it

Till next time

Thelma

Answers to song titles:

1. *"Bridge over troubled waters" by Simon and Garfunkel*
2. *"Bohemian Rhapsody" by Queen*
3. *"Don't go breaking my heart" by Kiki Dee and Elton John*
4. *"I have a dream" by ABBA*
5. *"Final countdown" by Europe*
6. *"The Rose" by Bett Midler*
7. *"I wanna dance with somebody" by Whitney Houston*
8. *"Ebony and Ivory" by Stevie Wonder and Paul McCartney*
9. *"Don't worry, be happy" by Bobby McFerrin*
10. *"99 red balloons" by Nena*

2025 PPS ANNUAL PHOTO STORY COMPETITION

PPS members are reminded of this exiting and creative annual competition. You are requested to timeously start considering the topic of your entry and to collate a set of applicable images for your presentation. Images will be entered on a PhotoVault portal. On the evening of the presentation the images of each entry will be displayed on the screen and each participant will briefly relate the story.

Important Dates

19 August 2025: Activation of the PhotoVault portal for submission of the images.

30 August at midnight: Closing date for submissions.

2 September: Presentation of entries by participants at the Photo Café meeting.

Examples of Themes for your Story

The Photo Story will consist of an **album of 4 to 6 related images** that converse an interesting story. Examples of themes that could be considered:

- Human behaviour, animal behaviour, pet behaviour, environmental occurrences, sports actions, etc. The set of images should be captured at the same spot or in the immediate surrounding related to the occurrence.
- A thematic set of images that relate an interesting, humouristic, or educational story, for example flowers, plants, bridges, doors, windows, etc. Funny situations, graffiti, etc. All images must contribute to the storyline.

Format and Rules of the Competition

A **minimum of 4** and a **maximum of 6** images per album.

Only one entry per member.

The first image must contain an appropriate **title** for the album. Consecutive images may contain **brief subtitles** to further highlight the story.

The digital size of each final image must be adjusted to no more than **1920 pixels wide** and **1080 pixels high**, with a maximum size of **2MB**. The album may contain a mix of portrait and landscape images. The aspect ratio of the images may vary.

All entries will be presented at the September Photo Café. Participants will be requested to present their albums, with a time restriction of about 4 minutes. The winners will be selected by popular vote of the audience.

Entries must be submitted via a designated PhotoVault portal. The portal will be activated 2 weeks prior to the date of the competition and will close on the Saturday at midnight preceding the Photo Café meeting.

I hope that you will enjoy participating in this unique photographic experience.

Please contact me if you have any questions.

Pine Pienaar

PPS Vice President

pienaar459@gmail.com

Attached: Summary of the winners and the participants of the 2024 Photo Story Competition

WINNER:
CHRISTELLE
(PISCES OF ME)



ICED OVER



BLACK INK



WRAPPED UP



FINALLY


RUNNER-UP: BOSHOFF (THE HUNT)



TITLE IMAGES OF THE REMAINING ENTRIES



TONY




GERRIT



PINE



FRANSIE



JOHAN



GEORGE



MARY-ANN



JOHN



LINDA



GIUSEPPE



THELMA

Winning Images May 2025



*Best 1 Star:
Repeat Repeat
Nicole Rowe*




*Best 4 Star:
Dubai Building
Reflections
Casper van Eck*



*Best 3 Star
Best Visual Art
& Best Junior:
Grass
Gerrit van Rooyen*

*Best 5 Star
Best Open
& Best Senior:
Wild Flowers
Johan Hosten*



Set Subject:



*Best Set Subject:
Memories of Yesterday
Santie van Eck*



*Good Set Subject
Something old
Frans Fouché*

Good Photos:



*Best Nature or PJ
Float like a butterfly
Giuseppe Carbonatto*

*Good Nature
Are you hungry
Joan Fouché*





Dune Scene
Johan Hosten

Muscles at low tide
Santie van Eck





*Starry Starry
Night
Santie van Eck*



*On top
of the world
Carina Munday*



Red edging
Joan Fouché

Indian head massage
Fransie Stevens



Articles:

Tips and Tricks for Capturing Emotions in Photography

Many of us simply point and click to take photos. And, most of the time, we achieve satisfying results. However, have you considered how different camera settings and techniques can evoke different feelings from your viewer?

Let's start with a slow shutter speed (or [longer exposure](#)).

Use Motion Blur

Imagine you're capturing the hustle and bustle of [street food vendors](#) in South East Asia. What emotions do you want to evoke?

[Motion blur](#) in photography is an effective tool for demonstrating rapid movements and can evoke the fast-paced atmosphere and electric energy that is integral to street food.

To achieve motion blur requires you to experiment with different [shutter speeds](#). Rapidly moving subjects may only require a shutter speed of around 1/60th of a second to capture action blur successfully.

Meanwhile, slower subjects may need longer shutter speeds.



Different camera settings and techniques evoke different emotions. License this image via [kitsada Jan A Wetchasart](#).

Go Out-of-Focus

Perhaps your goal is to evoke feelings of nostalgia? Over time, memories can appear hazy, so capturing those feelings with an [out-of-focus image](#) can be a nod to memory.

The key is to have enough focus for the elements in the frame to be somewhat recognizable, but out-of-focus enough to create a wonderful dreamy mood.

Opting for a [shallow depth of field](#) will ensure parts of the image are out-of-focus. Meanwhile, using a slower shutter speed will increase blur—and, in this case, the slower the shutter speed, the better.



Feelings of nostalgia can be evoked by capturing out-of-focus photography. License this image via [Little Vignettes Photo](#).

Experiment with Long Exposure and Different Exposure Settings

Long exposure photos capture not how a place or subject *looks*, but rather how it *feels*. This photography technique provides an opportunity to draw with motion, paint with light, express speed, show the passage of time, and so on.

Long exposure shots can make moving water look otherworldly, appearing soft and silky to evoke the calmness and serenity you might feel.

You will find setting your shutter speed between 1/4 of a second and two seconds is a sweet spot for achieving this effect.



Long exposure photography does not capture how a scene looks but rather how it feels. License this image via [ANURAK PONGPATIMET](#).

Meanwhile, capturing the motion of vehicle lights with long exposure settings can create [light trail photography](#) to evoke feelings of movement, the passage of time, and so on.

Longer shutter speeds, between 5 and 60 seconds, will enable you to capture the full motion of light across the frame.

Opting for a fast shutter speed, on the other hand, can reveal narratives you cannot see with your own two eyes.

By freezing the motion of an object, you can make the viewers feel like they are sharing a secret moment. An image that is otherwise too fast to observe in a meaningful way.

Perhaps, you are reminding the viewer that each movement in life is fleeting?

As a rule, to freeze movement in photography, aim for a shutter speed of around 1/250 sec or more.



License this image via [Sonia Almudevar / Addictive Creative](#).

Isolate the Subject for Dramatic Emotion

Incorporating hard or directional light to isolate your subject can evoke feelings of loneliness, isolation, or introspection. A strategic use of shadows can also do this.

Perhaps you choose to ignore the [Rule of Thirds](#) approach by capturing your subject dead centre, so they're in the middle of the frame, isolated by the surrounding [negative space](#).

In addition, long exposure, a shallow depth of field, selective focus, and [telephoto lens](#) also works to isolate your subject in a scene.

In any case, it is important to consider how the nature of your subject and its relevance in the frame creates an emotional impact.



Isolating your subject can evoke a myriad of emotions from your viewer. License this image via [Leny Silina Helmig](#).

Use the Emotions of Colour to Your Advantage

[Colour](#) can play a critical role in the viewer's experience.

For example, [warm colours](#) like [red](#) and [orange](#) can evoke feelings of energy or comfort.

Alternatively, [cool colours](#) like [greens](#) and [blues](#) can evoke a sense of calm and relaxation, as well as evoking a sense of security and trust.


By utilizing colour strategically, you can create photos that mirror the [emotions you're trying to convey](#).

For example, if you want to evoke a warm, happy feeling, you might want to take advantage of the light at [golden hour](#), as the ambient light during this time consists of shades of [oranges](#) and [reds](#).

When utilizing colour, it is important to note that the emotions colours evoke vary from person to person. As mentioned, warm colours can reflect warmth and comfort, but they can also evoke feelings of anger and hostility.

Cultural contexts can play roles in the way colours are interpreted. For example, in Chinese culture, [red](#) is generally seen as an auspicious colour, symbolizing luck, joy, and happiness.

Meanwhile, South Africa associates red with mourning.



Colour plays an important role in evoking different emotions from your audience. License these images via [Eloisa Ramos / VISTA by Westend61](#) and [Sara Monika / Westend61 on Offset](#).

Use Scale to Evoke Awe

Scale can evoke feelings of awe, wonder, and grandiosity. On the flip side, it can be used to evoke loneliness and isolation. It is, therefore, a powerful tool in creating a sense of place and evoking emotions.


Scale gives the viewer a point of reference from which they can understand how big or small something else is in the photo.

We have seen examples of this in photography time and time again—giant landscapes featuring a tiny subject to demonstrate scale.

Using scale in photography provides reference and proportion. Humans are the perfect reference point because they are relatable.

Everyone knows the general size of a human, making it easier for the viewer to get a better sense of the proportions and scale.

This is why photos of seemingly ant-sized surfers riding the giant waves of Nazaré can evoke such a daunting sense of tension, awe, and wonder.



Scale is a powerful tool for evoking emotion in photography. License these images via [Bits And Splits](#) and [Depiction Images](#).

Photography is a powerful language that speaks to our emotions. It allows us to tell our story and shows others our framing of the world around us.

Ask yourself, where is the emotional story for you? Chances are, if you feel emotionally connected to a particular story, other people will connect, too.

License this cover image via [ANURAK PONGPATIMET](#).

Abstract nature photos:



PPS Birthday list:

January	February
Marianne Ver Loren van Themaat 1	
Mary-Anne Costello 4	
Gerrit van Rooyen 19	
March	April
Christelle Swart 6	Nicole Rowe 6
Fransie Stevens 21	Casper van Eck 11
Linda Martin 22	Carina Munday 24
Charles Costello 30	
May	June
Boshoff Steenekamp 16	Joan Fouché 16
Detlef Basel 23	Lloyd Munday 18
Frans Fouché 30	
Marius Coetzee 30	
July	August
Diana van de Wiel 4	Tony Roberts 6
Kagiso Langa 8	Sonja de Klerk 10
Robin Miles 9	Lee Hutton 15
Johan Ver Loren van Themaat 21	George Stevens 16
	Johan von Willich 21
	Ann Roberts 23
	Brigitte Hansen 25
	Bibi Andrews 27
	Petra Haselmaier
September	October
Chantelle J van Rensburg 24	John Tapuch 1
	Ken van Wyk 5
	Thelma van der Schyff 8
	Huan Zhongjie 12
November	December
Santie van Eck 6	Giuseppe Carbonatto 1
Johan Hosten 9	Pine Pienaar 26
Karin du Toit 11	Marlene Birkholtz 31
Giel du Toit 15	
Frans Mohr 21	

Please send your date of birth to Joan Fouché if your name is not on the list.