

e FLASH



MARCH 2026

WWW.PRETORIAPHOTOGRAPHIC.CO.ZA



The golden glow
John Tapuch



Best Visual Art:
Storybook ending
Karin du Toit



PRETORIA PHOTOGRAPHIC SOCIETY

www.pretoriaphotographic.co.za

Photo-Vault-Online Entries

www.photovaultonline.com

COMMITTEE MEMBERS

President/Formal Meetings/Public Relations	Thelma v.d. Schyff	president@pretoriaphotographic.co.za thelma@aeternoplanning.com	082 784 0392
Vice President/Internal Liaison/ New Members	Petra Haselmaier	petra.haselmaier@gmail.com	082 780 6905
Informal Meetings / Photo Café	Santie van Eck	santie@wildspanhunting.com	076 733 4466
General Secretary Competition Secretary	Sonja de Klerk	ppsannouncements@gmail.com sonsdeklerk@gmail.com	082 778 9249
Treasurer Finances/Membership	Frans Mohr	pps.finances@gmail.com	083 227 8676
Website/Social Media	Carina Munday	carina.munday@gmail.com	082 322 9895
Special Interest groups	Santie van Eck	santie@wildspanhunting.com	076 733 4466
Photovault Team/ TOP	Karin du Toit Boshoff Steenekamp	pvo@pretoriaphotographic.co.za	082 5009301 083 633 9063
Outings/Workshops	Giuseppe Carbonatto	outings@pretoriaphotographic.co.za	082 332 5748
e-Flash Editor	Joan Fouché	joan.fotracon@gmail.com	082 410 7678
Refreshments	Diana van de Wiel	eswdiana@gmail.com	083 527 8237

ORGANISATION	WEB-SITE LINK
Steve's Digicams (Reviews)	www.steves-digicams.com
Digital photography review	www.dpreview.com
Photoanswers (Practical Photography)	www.photoanswers.co.uk



PPS is affiliated with PSSA

INDEX		Pg.
WHAT'S HAPPENING		3
PROMOTIONS		3
END OF YEAR CATEGORIES		4
SET SUBJECTS 2026		5
ENTRIES FOR CLUB COMPETITONS		5
SERVICE TO THE CLUB		5
NATIONAL SALON DATES		6
SALON ACCEPTANCES		6
OUTDOOR PHOTO ADVERTISEMENT		7
PRESIDENT'S PAGE: Thelma v.d. Schyff Catch me if you can		8
PHOTOGRAPHS: Winners February 2026		11
ARTICLES:		
Turning images into either Hi Key or Low-Key Fine Art. – John Tapuch	20	
Shape within a shape photography – KI Modus	22	
PPS Master levels - "BEYOND 5-STAR"- Sonja de Klerk	24	
PPS BIRTHDAY LIST		26

NEW MEMBERS

Petra Haselmaier our Vice President is the contact for answers on new membership and the workings of the Pretoria Photographic Society or PPS. Please contact Petra at petra.haselmaier@gmail.com As per usual, the annual subscription fees are reduced by half for members who join after March.

WHAT'S HAPPENING

3 March 2026 Hybrid meeting	Photo Café Meeting@ NG Church Lynwood Sussex Avenue 19H00
17 March 2026 Hybrid meeting	Formal Meeting @ NG Church Lynwood Sussex Avenue 18H30
Judges: February 2026	Thelma van der Schyff Johan Hosten Santie van Eck

PROMOTIONS

PLEASE REMEMBER when you receive a promotion to update the Star Level on PhotovaultOnline before your next entry. These levels should just be a single digit: 1, 2, 3, 4, 5.

KNOWING YOUR STATUS IN STAR RATING

Photovault can now generate this information. Please verify your rating to ensure that Photovault is correct. Please contact Sonja de Klerk at sonsdeklerk@gmail.com

END OF YEAR CATEGORIES 2026

The competition categories for the Junior and Senior streams are:

Landscapes	Outdoors scenes, seascapes, urban/cityscapes.
Visual Art Photography	Achieving an artistic effect through application of creative techniques.
Nature	Living, natural organisms (undomesticated) in their natural habitats. Plants and animals included. Excluded: Scenic/ landscapes/ cityscapes. <i>Images may not be manipulated and must conform to the PSSA Ethical Guidelines</i>
Macro and Floral	Includes both Macro (Close-up pictures of any subjects) and Floral (Flowers in their natural state or under controlled conditions)
Photojournalism	Newsworthy, story-telling pictures including sport. <i>Images may not be manipulated</i>
Portraits	Includes both Animal and Human portraits.
Pictorial	Open category. It includes Architecture.
Monochrome	In this category the subject is totally open. Colour images will be disqualified.
Best of the Year	All category winners will compete automatically
Most Versatile Author	Entrants shall submit a panel of five (5) images each selected from five (5) different categories.
Most Golds and COM's	The member who achieved the most Gold and COM awards in monthly competitions, as recorded in the results of the competitions
Article for e-flash	Most articles written for the e-Flash

SET SUBJECTS 2026

MONTH	SET SUBJECT	DESCRIPTION
JANUARY	Bugs in action	Macro
FEBRUARY	Triadic colours	Three colours equally spaced on the colour wheel, forming a triangle. Colourful & creative
MARCH	Paint with light	Own interpretation
APRIL	Adrenaline junkies, action	Fast shutter speed
MAY	Show the shadow as more important than the subject	Time of day, position of the sun, simplistic shadows
JUNE	Street photography	Candid techniques, storytelling
JULY	Feature a well-known saying/idiom	Creative, abstract
AUGUST	A shape within a shape	Compositional technique of placing one shape inside another for a photographic interest
SEPTEMBER	Movement with people	Adjusting shutter speeds and long exposure shots to capture movement - to blur movement artistically. Image must include people
OCTOBER	Photo through a space	Leaves, pages of a book, pipe...)

MONTHLY ENTRIES FOR CLUB COMPETITIONS:



<p>Dear PPS club members</p> <p>When entering your photos for the formal evenings, could you please remember the following:</p> <p>You are allowed one entry in the SET SUBJECT and four entries in either of the following categories:</p>	<ol style="list-style-type: none"> 1. OPEN 2. VISUAL ART/FINE ART 3. SCAPES 4. PHOTOJOURNALISM AND STREET PHOTOGRAPHY (According to PSSA rules) 5. Nature (According to PSSA rules)
---	---

SERVICE TO THE CLUB:

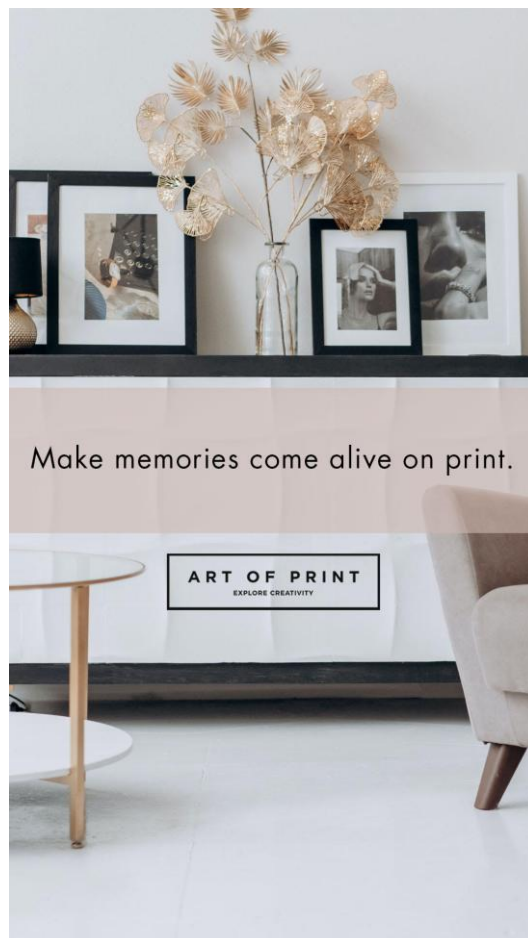
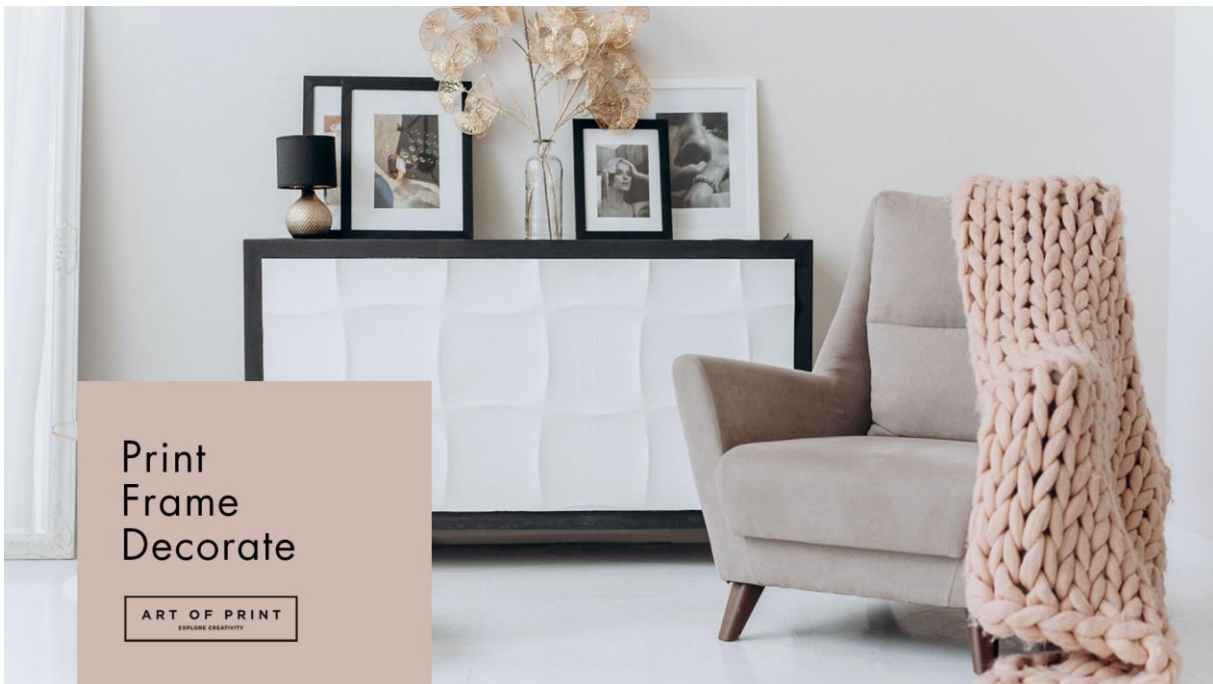
<p>You can serve the club by providing two or more of the services listed below throughout the year. Remember you must provide regular service to the club for it to qualify.</p>	
<p>List of services:</p> <ul style="list-style-type: none"> • Judging at the monthly competitions. • Writing articles for the e-Flash. • Writing tutorials for the e-Flash. • Assisting with / hosting outings. • Assisting with / hosting workshops. • Assisting with / hosting tutorials. 	<ul style="list-style-type: none"> • Providing snacks and refreshments for informal meetings. • Organising a speaker or speaking yourself for either the informal or formal meetings. • Photographing the year-end function. • Organising the end of year function.

NATIONAL SALON DATES	2026
14 th National AFO Salon	7 March 2026
PECC AV Festival	7 March 2026
29 th PSSA Up & Coming National Salon	14 March 2026
SAVAS 4 th Digital Salon	21 March 2026
PSSA International Salon of Photography	28 March 2026
8 th Boksburg National Digital Salon	11 April 2026
7 th HCPS National Digital Salon	18 April 2026
TAF Klub Print & Digital Salon	2 May 2026
Sandton National Digital Salon	9 May 2026
4 th Kosmos Fotografiese Klub Salon	16 May 2026
10 th MFFC PDI Salon	30 May 2026
Visit www.pssa.co.za for more information and entry forms.	

All salon results administered by Photovault are registered automatically by the system. Please ensure correctness of your details in Photovault regularly. Those salons, not using Photovault still need to be captured manually. Contact Sonja de Klerk if there are any discrepancies, at ppsannouncements@gmail.com

SALON ACCEPTANCES	
<p>7th Brandpunt Fotoklub Salon Sonja de Klerk Please check my teeth Delicate</p>  <p>If I could turn back time</p> <p>5th Bethal Digital Salon Fransie Stevens Flying High</p>	<p>7th Brandpunt Fotoklub Salon Fransie Stevens</p>  <p>King of the whip</p>

Outdoor Photo:



Contact Nr: (012) 348 3693/www.outdoorphoto.co.za

President's Page - Thelma v.d. Schyff

CATCH ME IF YOU CAN

I stand amazed at what some people consider a sport. Why would anyone want to climb a mountain and freeze to a block of ice? I do not even want to watch a film where the hero hangs on to the rock, upside down, only by the tips of his fingers.

Leave that to the primates, I say.

When you investigate the why, you will come upon the word "adrenaline". It is done by someone who craves intense, thrilling and often risky activities. This causes a rush when the body releases adrenaline (a hormone that sharpens senses and increases heart rate). This can become addictive and some people may crave recreating it after a while.



Scaredy cat

Who are the adrenaline chasers? Thrill seekers, people craving the rush, someone seeking intense and complex sensations.

Now we come to the activity itself. How about skydiving, white-water rafting, bungee jumping?

Would you try your hand at motorcycle racing or conflict journalism? Being a reporter on the war front?



The closest I came to this crazy venture, was watching Tom Cruise doing it in the "Mission Impossible". For our purpose as a club, we can try photographing high action, fast speed and sweat and tears.

That can easily be found at a Worrier Race, Zwartkops racing cars or polo matches.

For photographic purposes, we go for photos depicting speed, height, exertion and chance. So, we look for races, competitions, matches, challenges There are many opportunities all around Pretoria and a little further.



It will most probably be fast action shots freezing movement. Then a person will be caught in a position of levitation. However, there is also the opportunity of panning, creating a nice blurry background indicating speed



While looking for the action, also keep your eye focussed on colour, light and composition, catching the fun element



The important factor to remember is to manipulate shutter speed. The preferred shutter speed can either freeze motion (high speed) or blur it (long exposure) to convey motion, energy, and dynamism. Techniques include panning to keep subjects sharp against a blurred background, using

slow shutter speeds for light streaks, and utilizing fast shutter speeds (1/1000s+) to capture fleeting moments.

An apologetic quick reminder to all the good photographers:


- [Panning](#): Following a moving subject (e.g., car, runner) with the camera at a slow shutter speed (around 1/30s–1/60s). This keeps the subject sharp while blurring the background, creating a strong sense of velocity.
- [High-Speed Freezing](#): Using fast shutter speeds (1/250s to 1/8000s) to freeze rapid motion like splashing water, bird flight, or race cars.
- [Motion Blur](#): Allowing the entire scene to blur, emphasizing the overall motion of the environment.
- [Zoom Burst](#): Zooming the lens in or out during a long exposure, creating a radial blur effect that suggests extreme speed or motion.




This is also going to be our Set Subject for April. I am so looking forward to your images. Make me proud kids!

Till next time

Thelma



Winners February 2026



*Best Set Subject:
Rainbow jumper
Fransie Stevens*

*Best Street & PJ:
Tunnel exit
George Stevens*





*Best Scape:
Adaption
Giuseppe Carbonatto*

*Sheep may
warmly graze
Tony Roberts*





*Best 2 Star:
Locked door
Petra Haselmaier*

*Good PJ:
Dodging bullets
Fransie Stevens*





*Best 3 Star:
& Best Junior
Reach for the sky
Mary-Ann Costello*

*Good Nature:
Early Bird
George Stevens*





*Best 4 Star:
Enjoying my morning tea
Marriane Ver Loren
van Themaat*

*Good Open:
Spiky flowers
Joan Fouché*






*Best Open
The three geeses
Sonja de Klerk*



*Good Open:
Agapanthus blooms
Joan Fouché*



*Best Masters Bronze,
Best Nature
& Best Senior:
Departure time
Roelof Groesbeek*

*Good Nature:
Looking for
my next flower
Marianne Ver Loren
van Themaat*





*Big Eye
George Stevens*



*Milk weed locust
poisonous
Gerrit van Rooyen*



*Please check my teeth
Sonja de Klerk*

*Cute is my name
Sonja de Klerk*



Articles: Photographing images and turning them into either Hi Key or Low-Key Fine Art. – John Tapuch

There is a tendency nowadays, due to automated cameras and post processing for photographers to try to produce photos that are a bit more creative.

Most people have an opinion of what Fine Art is. So, my view, is personal and if an image is produced by using a creative approach and appreciated and approved by others, I suppose it can be regarded as Fine Art. If not, then it's just a weak attempt at being creative. At least one would have tried.

Hi or Low-key is not something new. It's been around forever. I remember trying to create these techniques with prints in the darkroom 40 years ago.

Usually, good examples are often minimalist images. Re Michael Kenner's film processed monochrome prints.

It seems that if one can start off looking to produce a Low-Key image, one should shoot a photo in a rather dark environment, but there should be a point of interest that is lit up lighter than the surrounding part of the image. On the other hand, its advantages with Hi-Key pictures to have the point of interest darker than the surrounding part of the image which draws the eye point of interest.

However, with modern post processing techniques, one can turn a rather basic normally shot photo into either Hi or Low-key images simply by playing around with masks and by skilfully burning and dodging an image enhancing sections which could draw attention to it.

Providing you know how not to break the rules, one can also drop other elements in. For example, an animal or whatever into a sky or sea scene etc. which will help create a story.

I have chosen two examples of mine in mono, but colour images can work just as well.



High Key



Low Key

Photographic motto:

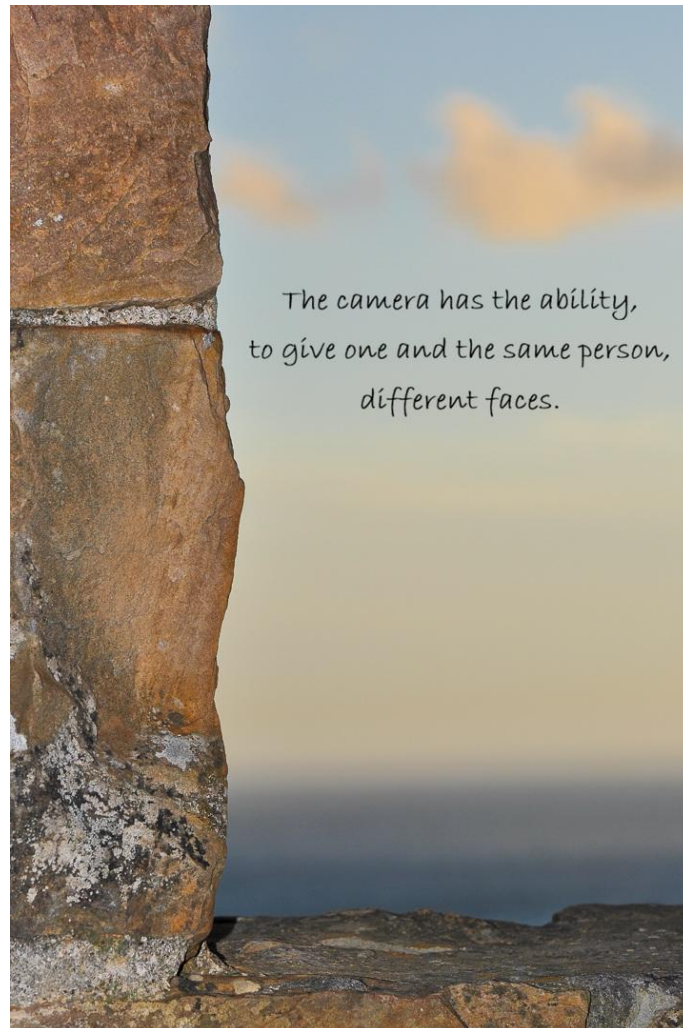



Photo by Sonja de Klerk

Shape within a shape photography – KI-modus



Shape within a shape photography or "[concentric composition](#)" uses nested geometric forms (e.g., a circle inside a square) to create visual harmony, stability, or, if using contrasting shapes, dynamic energy. Key techniques include framing with windows or doorways, shooting silhouettes, utilizing architectural shapes, or using shadows to isolate shapes.

Key Techniques and Tips:


- **Framing:** Use natural frames like windows, arches, or tunnels to place a smaller, distinct shape inside the larger frame of the photo.



- **Silhouettes:** Position subjects against a bright background to create strong, two-dimensional outlines (e.g., a person inside a circular sun).
- **Architecture:** Seek out stacked shapes in buildings, bridges, and doorways to create natural, layered compositions.



- **Shadows:** Look for shadows cast by objects that create a secondary, contrasting shape on a surface.



- **Composition:**
 - **Circles:** Add intrigue, movement, and a dreamlike quality.
 - **Squares/Rectangles:** Convey stability and structure.
 - **Triangles:** Provide a strong grounded, or when inverted, dramatic element.

Practical Examples:

- A circular mirror reflecting a rectangular room.
- A person standing in a doorway (rectangle) which is framed by a surrounding archway (another rectangle or curve).
- Shadows from a railing creating multiple, smaller, rectangle, shapes, on the ground.
- A tree branch framing a distant mountain.

This technique works well because it draws the viewer's eye inward creating a focal point and adding depth to the scene.

PPS Master levels – “BEYOND 5 STAR”

- by Sonja de Klerk

Several PPS members have been on the 5 Star level for many years. Members therefore requested a new challenge and to be able to go “beyond 5 Star”

The PPS committee listened and levels “beyond 5 Star” were approved and communicated at the AGM of 2024. The implementation date (starting the counting of awards) was 1 September 2024.

The PPS Competition Rules were also adjusted to accommodate the new levels, as per document with reference 1 September 2025.

The requirements of the levels “beyond 5 Star” are as follow:

Promotion	Gold Awards	Salon Credits	Regular Service to PPS
5 – 6 Star Master Bronze	60	166 cumulative	Regular Service Required
6 – 7 Star Master Silver	60	261 cumulative	Regular Service Required
7 – 8 Star Master Gold	60	366 cumulative	Regular Service Required
8 – 9 Star Master Platinum	60	496 cumulative	Regular Service Required
9 – 10 Star Master Diamond	60	651 cumulative	Regular Service Required

These are in line with the PSSA recommendations.

The scoring matrix for these levels are the same as for 5 Star.

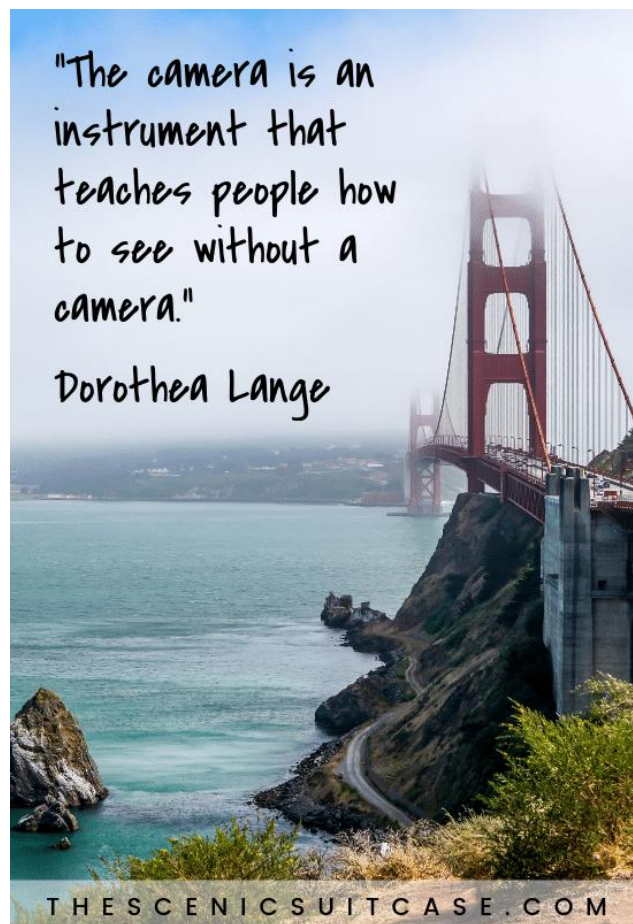
STAR GRADING	BRONZE	SILVER	GOLD	COM
5 Star	22	27	34	41
Master Bronze - 6 Star	22	27	34	41
Master Silver - 7 Star	22	27	34	41
Master Gold - 8 Star	22	27	34	41
Master Platinum - 9 Star	22	27	34	41
Master Diamond - 10 Star	22	27	34	41

The Best Master Bronze image will be selected by PPS internal competition, separate from the 5 Star. The submission to PSSA, for the Monthly Senior competition, will be selected from 4 Star and higher.

The manual scoring system of PPS started to keep record of the awards achieved for all 5 Star members, since 1 September 2024. Once a 5 Star member qualifies for Master Bronze (6 Star), PVO will be adjusted accordingly and the member will be informed.

The 5 Star members are welcome to contact me for the status of their awards towards Master Bronze.

Come on, 5 Stars – let us take up the challenge.



PPS Birthday list:

January	February
Marianne Ver Loren van Themaat 1	
Mary-Anne Costello 4	
Gerrit van Rooyen 19	
March	April
Christelle Swart 6	Nicole Rowe 6
Isabel Groesbeek 7	Casper van Eck 11
Fransie Stevens 21	Carina Munday 24
Linda Martin 22	
Charles Costello 30	
May	June
Boshoff Steenekamp 16	Joan Fouché 16
Detlef Basel 23	Lloyd Munday 18
Frans Fouché 30	
Marius Coetzee 30	
July	August
Diana van de Wiel 4	Tony Roberts 6
Kagiso Langa 8	Sonja de Klerk 10
Robin Miles 9	Lee Hutton 15
Bennie du Plooy 13	George Stevens 16
Johan Ver Loren van Themaat 21	Bill Zurich 16
	Johan von Willich 21
	Ann Roberts 23
	Brigitte Hansen 25
	Bibi Andrews 27
	Petra Haselmaier 29
September	October
Roelof Groesbeek 25	John Tapuch 1
	Ken van Wyk 5
	Thelma van der Schyff 8
	Huan Zhongjie 12
	Chantelle J van Rensburg 24
November	December
Santie van Eck 6	Giuseppe Carbonatto 1
Johan Hosten 9	Pine Pienaar 26
Karin du Toit 11	Marlene Birkholtz 31
Giel du Toit 15	
Frans Mohr 21	

Please send your date of birth to Joan Fouché if your name is not on the list.